

FY 2017-2018 Performance Evaluation System Report

LOUISIANA STATE CIVIL SERVICE

Byron P. Decoteau, Jr.
Director
Louisiana State Civil Service



STATECIVILSERVICE

Table of Contents

Statewide Summary	1
Department of Agriculture and Forestry	2
Department of Children and Family Services	3
Department of Corrections.....	4
Department of Economic Development.....	5
Department of Education/HEAL	6
Department of Environmental Quality	7
Department of Insurance.....	8
Department of Natural Resources.....	9
Department of Public Safety	10
Department of Revenue	11
State Civil Service Agencies	12
Department of Treasury.....	13
Department of Wildlife and Fisheries	14
Department of Culture, Recreation and Tourism	15
Department of Transportation and Development/Sabine River Auth/LAPELS.....	16
Division of Administration	17
Education – Other	18
Executive Department/Boards.....	19
Higher Education.....	20
Housing Authorities.....	21
Louisiana Department of Health.....	22
Louisiana Health Care Services Division	23
Louisiana Workforce Commission	24
Office of Juvenile Justice	25
Office of the Lieutenant Governor	26
Ports, Levees Boards, Fresh Water Districts	27
Public Service Commission	28
Retirement Systems	29
Secretary of State.....	30
Veterans Affairs.....	31
List of individual agencies with employee count who reported.....	32
List of individual agencies with employee count who did not report.....	38

FY17-18 Performance Evaluation System Report

In accordance with Civil Service Rule 10.10(b), state agencies are required to submit an annual Performance Evaluation System (PES) report to the Director of State Civil Service. The evaluations reported in this document are for the fiscal year (FY) which ended June 30, 2018.

The documents which are included in this report are as follows:

STATEWIDE SUMMARY REPORTS

The statewide summary report provides statistical information for all major departments, which reported PES information to State Civil Service for FY 2017-2018. It details the:

- number of employees that were rated;
- number of employees that were rated “Exceptional”;
- number of employees that were rated “Successful”;
- number of employees that were rated “Needs Improvement/Unsuccessful”;
- number of employees that were “Not Evaluated”; and
- number of employees that were “Unrated”.

The summary report also includes a graphical depiction of PES ratings for FY 2017-2018.

MAJOR AGENCY REPORTS

These reports provide the statistical data for the individual agencies by major department and may include multiple agency areas. For example, the summary for the Department of Corrections includes all prisons, which fall under Corrections, including the Office of Adult Probation and Parole as well as Prison Enterprises. Each major department summary includes the same categories of information as the Statewide Summary Report.

Statewide Unrated Evaluations for Fiscal Year 2017-2018

For Fiscal Year 2017-2018, there was a 0.18% increase in the statewide percentage of unrated employees, which was reported as 0.79% for Fiscal Year 2016-2017. The overall “Unrated” percentage was 0.97% of 38,769 classified employees for whom ratings were reported in Fiscal Year 2017-2018, and total number of ratings conducted represents 315 less employees for which evaluations were conducted in Fiscal Year 2016-2017.

Unrated Category

The “Unrated” category reflects the number of employees for which an official evaluation as defined in Chapter 10 of the State Civil Service rules was conducted in violation of the rule. For example, any rating conducted outside of the specified time parameters established in Chapter 10 would constitute a rule violation, thereby resulting in an evaluation of “Unrated” for the employee.

Not Evaluated Category

The “Not Evaluated” category allows for the evaluation of employees who transferred between agencies or were hired near the end of the evaluation year. This category provides a mechanism for supervisors to assign an evaluation without penalty when an employee has worked at the new agency fewer than three months within the performance evaluation year, and the appointing authority has determined that an insufficient amount of time has elapsed to conduct an adequate evaluation of the new employee. The “Not Evaluated” category is distinguished from the “Unrated” evaluations which are used when violations of Chapter 10 of the State Civil Service Rules occur.

AGENCIES NOT REPORTING

Included in this report is a list of agencies that did not report employee evaluations for Fiscal Year 2017-2018.



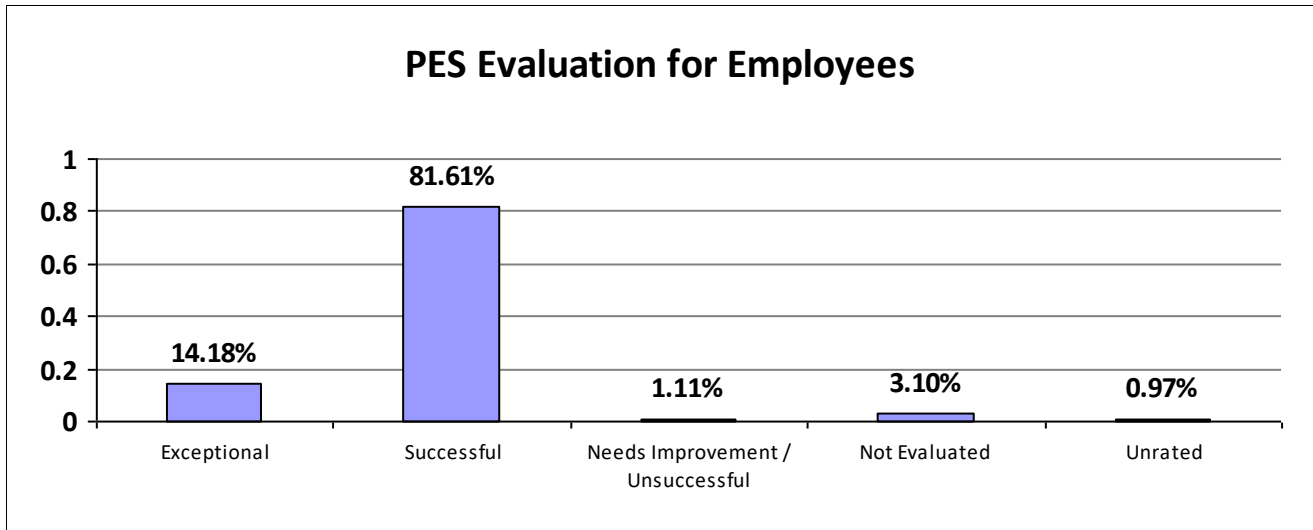
State of Louisiana

STATE CIVIL SERVICE

PES Annual Report - Fiscal Year 2017-2018

STATEWIDE

Performance Year 07/01/2017 - 06/30/2018	Total # of Employees	Total %
Number of employees that were rated	38,769	100%
Number of employees that were rated Exceptional	5,499	14.18%
Number of employees that were rated Successful	31,639	81.61%
Number of employees that were rated Needs Improvement/Unsuccessful	429	1.11%
Number of employees that were Not Evaluated	1,203	3.10%
Number of employees that were Unrated	375	0.97%



Information contained within this report reflects unaudited data provided directly to the Louisiana Department of State Civil Service by each state agency. Inconsistencies found throughout the report may be attributed to personnel changes not properly reflected in the agency's human resources information system during the performance evaluation period.



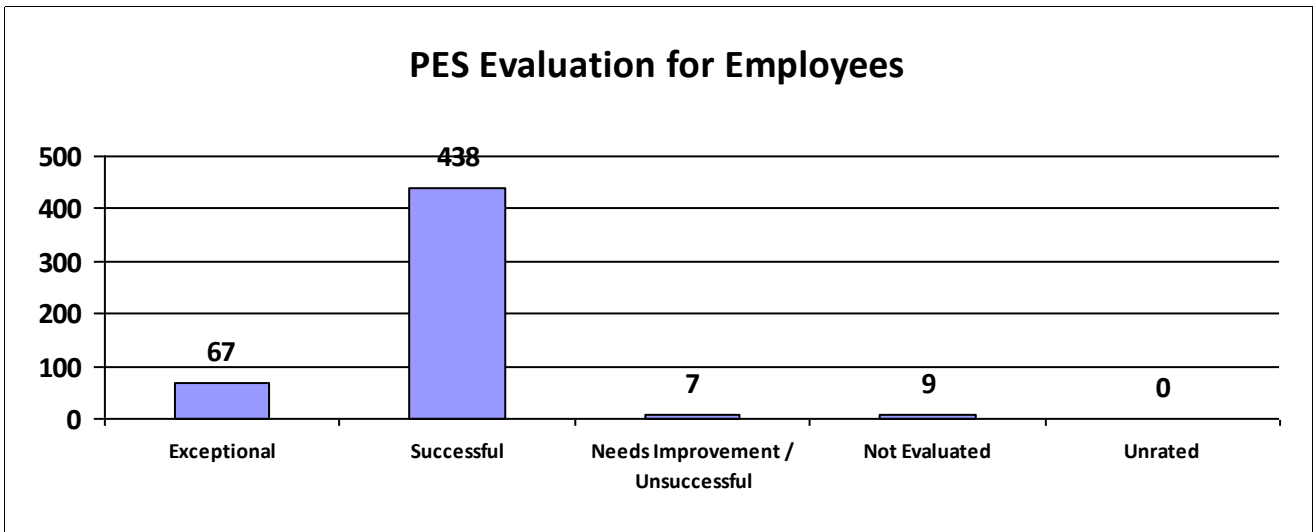
State of Louisiana

STATE CIVIL SERVICE

PES Annual Report - Fiscal Year 2017-2018

DEPARTMENT OF AGRICULTURE AND FORESTRY

Performance Year 07/01/2017 - 06/30/2018	Total # of Employees	Total %
Number of employees that were rated	521	100%
Number of employees that were unrated	0	0.00%



Information contained within this report reflects unaudited data provided directly to the Louisiana Department of State Civil Service by each state agency. Inconsistencies found throughout the report may be attributed to personnel changes not properly reflected in the agency's human resources information system during the performance evaluation period.



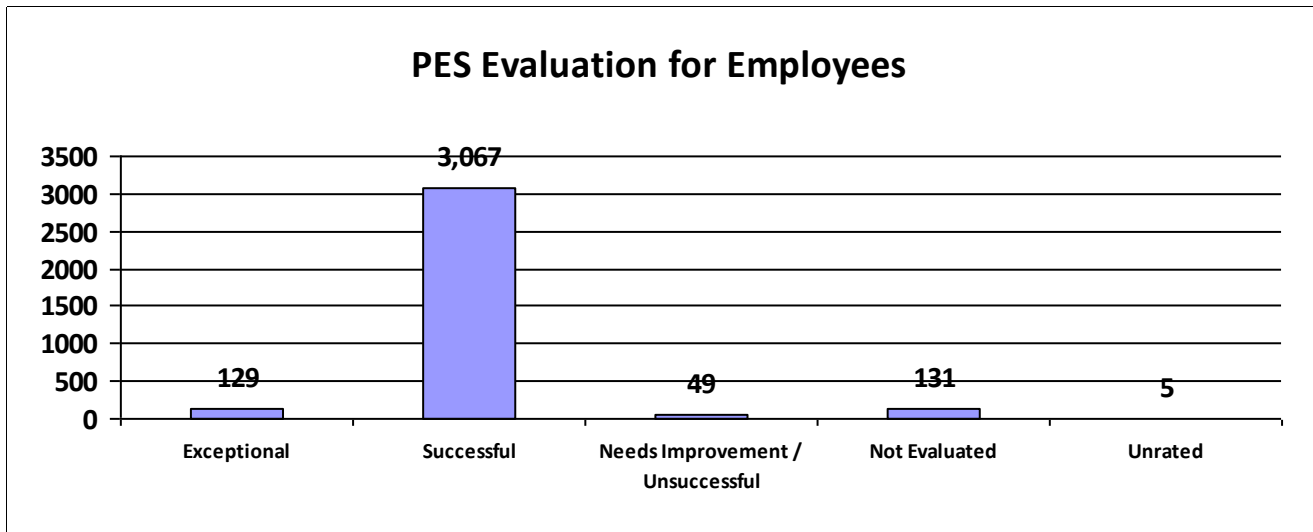
State of Louisiana

STATE CIVIL SERVICE

PES Annual Report - Fiscal Year 2017-2018

DEPARTMENT OF CHILDREN & FAMILY SERVICES

Performance Year 07/01/2017 - 06/30/2018	Total # of Employees	Total %
Number of employees that were rated	3,376	100%
Number of employees that were unrated	5	0.15%



Information contained within this report reflects unaudited data provided directly to the Louisiana Department of State Civil Service by each state agency. Inconsistencies found throughout the report may be attributed to personnel changes not properly reflected in the agency's human resources information system during the performance evaluation period.



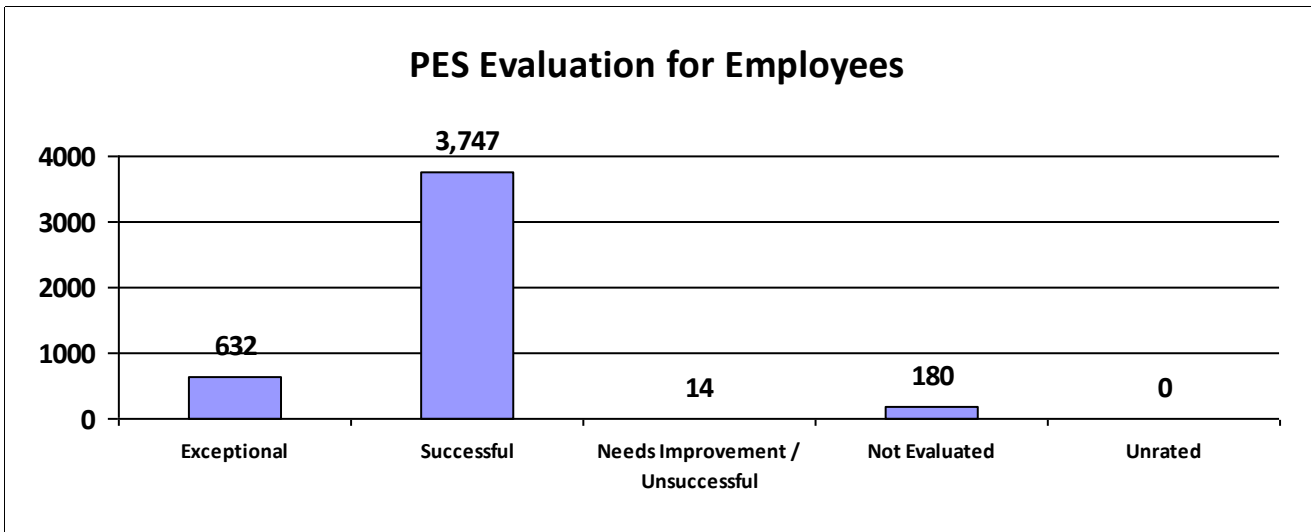
State of Louisiana

STATE CIVIL SERVICE

PES Annual Report - Fiscal Year 2017-2018

DEPARTMENT OF CORRECTIONS

Performance Year 07/01/2017 - 06/30/2018	Total # of Employees	Total %
Number of employees that were rated	4,573	100%
Number of employees that were unrated	0	0.00%



Information contained within this report reflects unaudited data provided directly to the Louisiana Department of State Civil Service by each state agency. Inconsistencies found throughout the report may be attributed to personnel changes not properly reflected in the agency's human resources information system during the performance evaluation period.



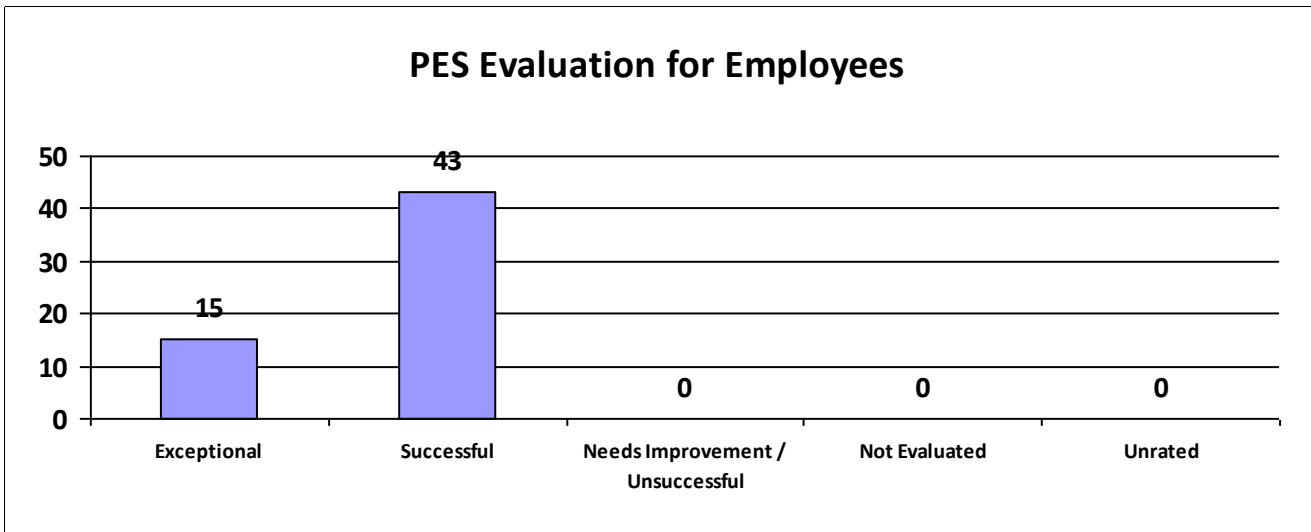
State of Louisiana

STATE CIVIL SERVICE

PES Annual Report - Fiscal Year 2017-2018

DEPARTMENT OF ECONOMIC DEVELOPMENT

Performance Year 07/01/2017 - 06/30/2018	Total # of Employees	Total %
Number of employees that were rated	58	100%
Number of employees that were unrated	0	0.00%



Information contained within this report reflects unaudited data provided directly to the Louisiana Department of State Civil Service by each state agency. Inconsistencies found throughout the report may be attributed to personnel changes not properly reflected in the agency's human resources information system during the performance evaluation period.



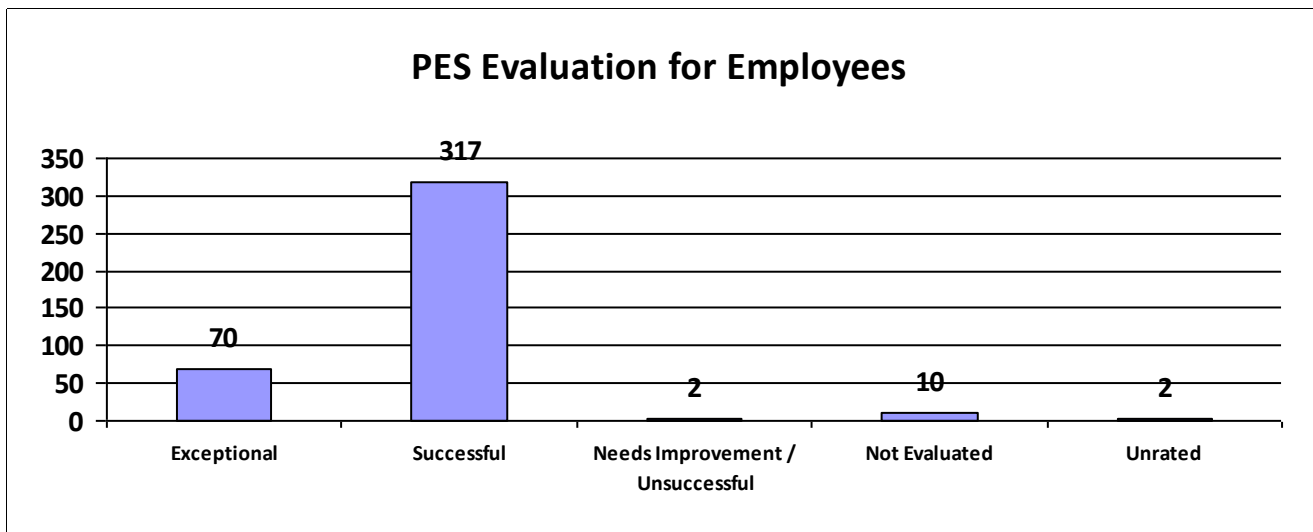
State of Louisiana

STATE CIVIL SERVICE

PES Annual Report - Fiscal Year 2017-2018

DEPARTMENT OF EDUCATION / HEAL

Performance Year 07/01/2017 - 06/30/2018	Total # of Employees	Total %
Number of employees that were rated	398	100%
Number of employees that were unrated	2	0.50%



Information contained within this report reflects unaudited data provided directly to the Louisiana Department of State Civil Service by each state agency. Inconsistencies found throughout the report may be attributed to personnel changes not properly reflected in the agency's human resources information system during the performance evaluation period.



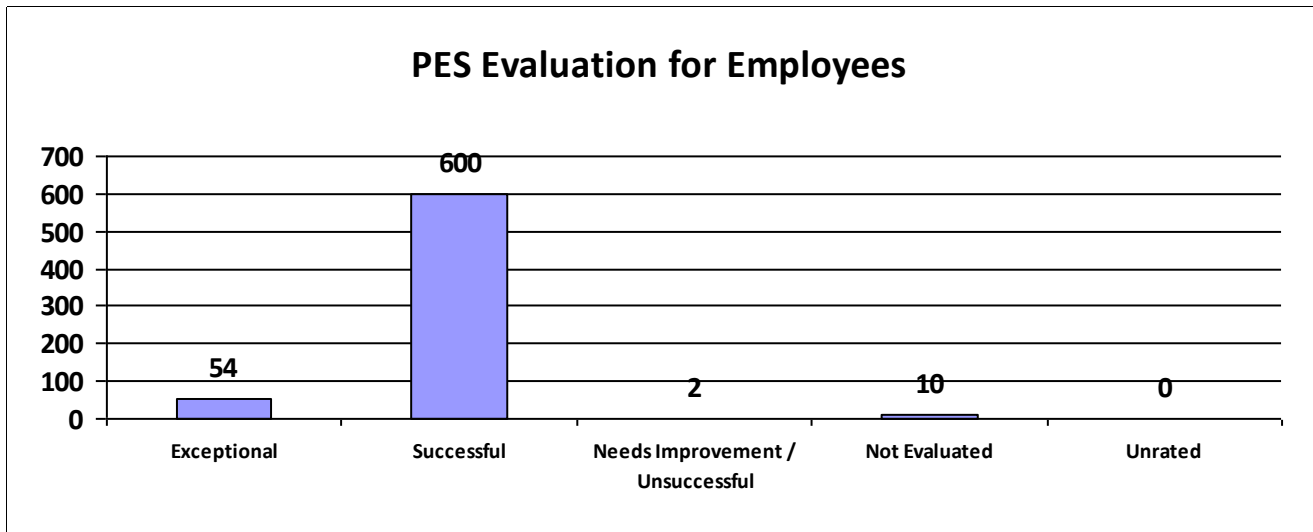
State of Louisiana

STATE CIVIL SERVICE

PES Annual Report - Fiscal Year 2017-2018

DEPARTMENT OF ENVIRONMENTAL QUALITY

Performance Year 07/01/2017 - 06/30/2018	Total # of Employees	Total %
Number of employees that were rated	666	100%
Number of employees that were unrated	0	0.00%



Information contained within this report reflects unaudited data provided directly to the Louisiana Department of State Civil Service by each state agency. Inconsistencies found throughout the report may be attributed to personnel changes not properly reflected in the agency's human resources information system during the performance evaluation period.



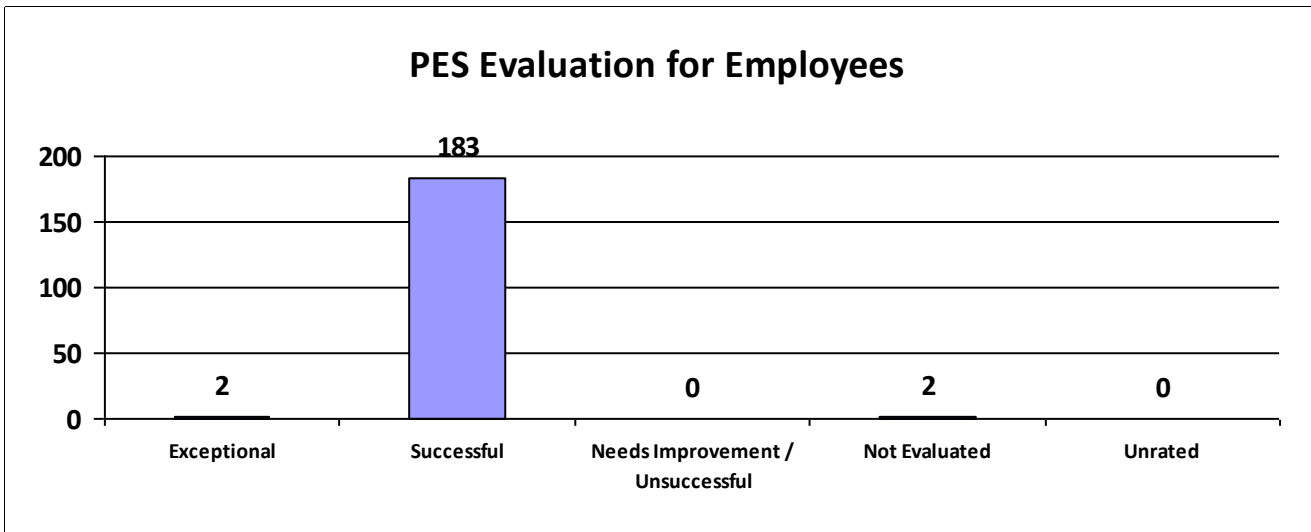
State of Louisiana

STATE CIVIL SERVICE

PES Annual Report - Fiscal Year 2017-2018

DEPARTMENT OF INSURANCE

Performance Year 07/01/2017 - 06/30/2018	Total # of Employees	Total %
Number of employees that were rated	187	100%
Number of employees that were unrated	0	0.00%



Information contained within this report reflects unaudited data provided directly to the Louisiana Department of State Civil Service by each state agency. Inconsistencies found throughout the report may be attributed to personnel changes not properly reflected in the agency's human resources information system during the performance evaluation period.



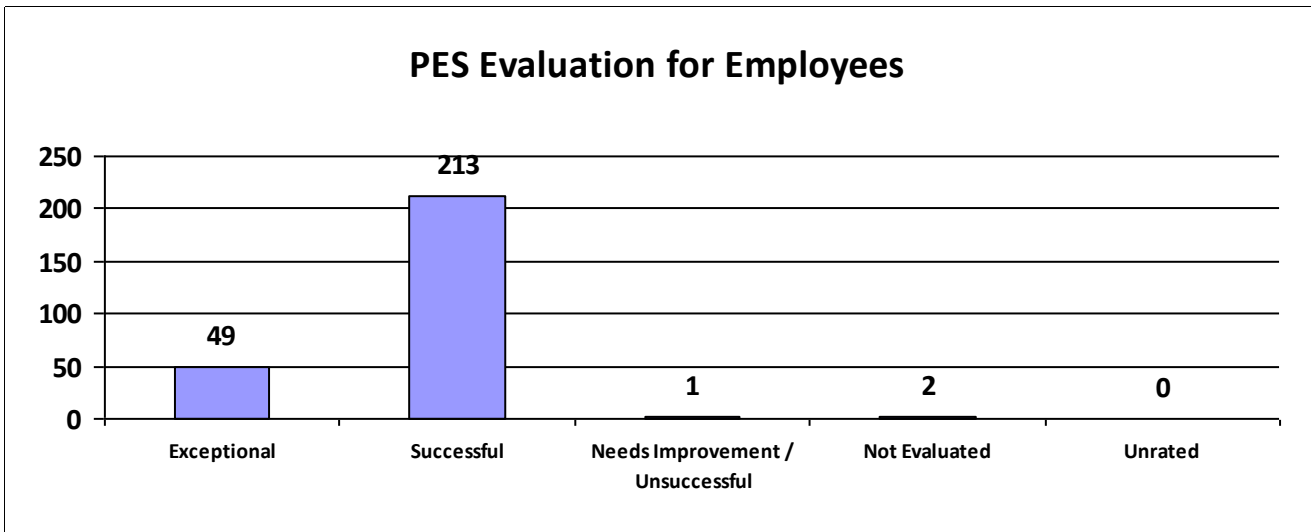
State of Louisiana

STATE CIVIL SERVICE

PES Annual Report - Fiscal Year 2017-2018

DEPARTMENT OF NATURAL RESOURCES

Performance Year 07/01/2017 - 06/30/2018	Total # of Employees	Total %
Number of employees that were rated	265	100%
Number of employees that were unrated	0	0.00%



Information contained within this report reflects unaudited data provided directly to the Louisiana Department of State Civil Service by each state agency. Inconsistencies found throughout the report may be attributed to personnel changes not properly reflected in the agency's human resources information system during the performance evaluation period.



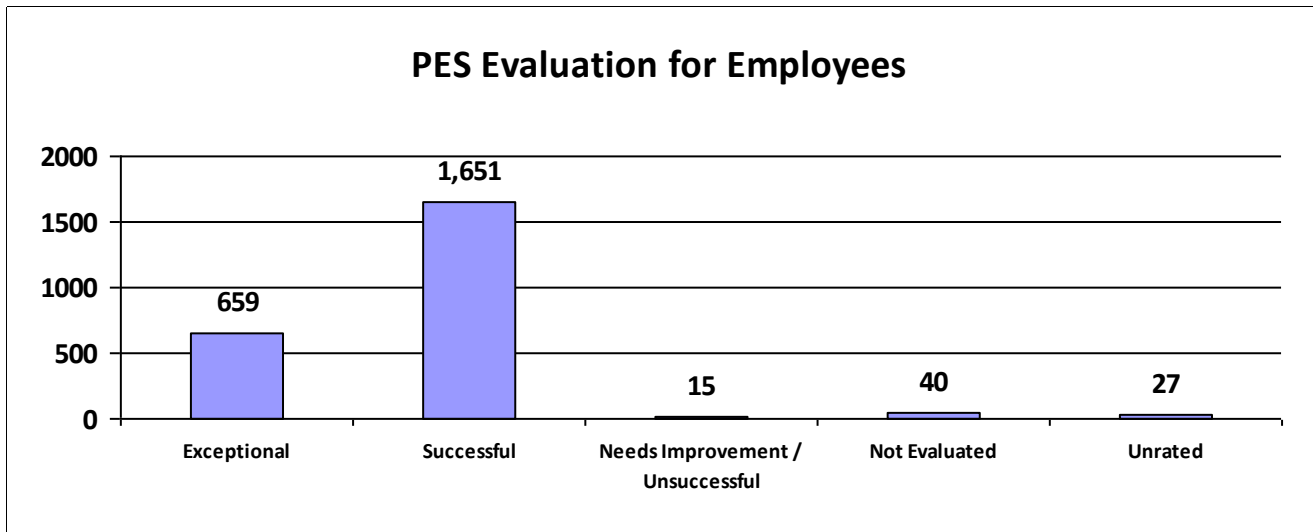
State of Louisiana

STATE CIVIL SERVICE

PES Annual Report - Fiscal Year 2017-2018

DEPARTMENT OF PUBLIC SAFETY

Performance Year 07/01/2017 - 06/30/2018	Total # of Employees	Total %
Number of employees that were rated	2,365	100%
Number of employees that were unrated	27	1.14%



Information contained within this report reflects unaudited data provided directly to the Louisiana Department of State Civil Service by each state agency. Inconsistencies found throughout the report may be attributed to personnel changes not properly reflected in the agency's human resources information system during the performance evaluation period.



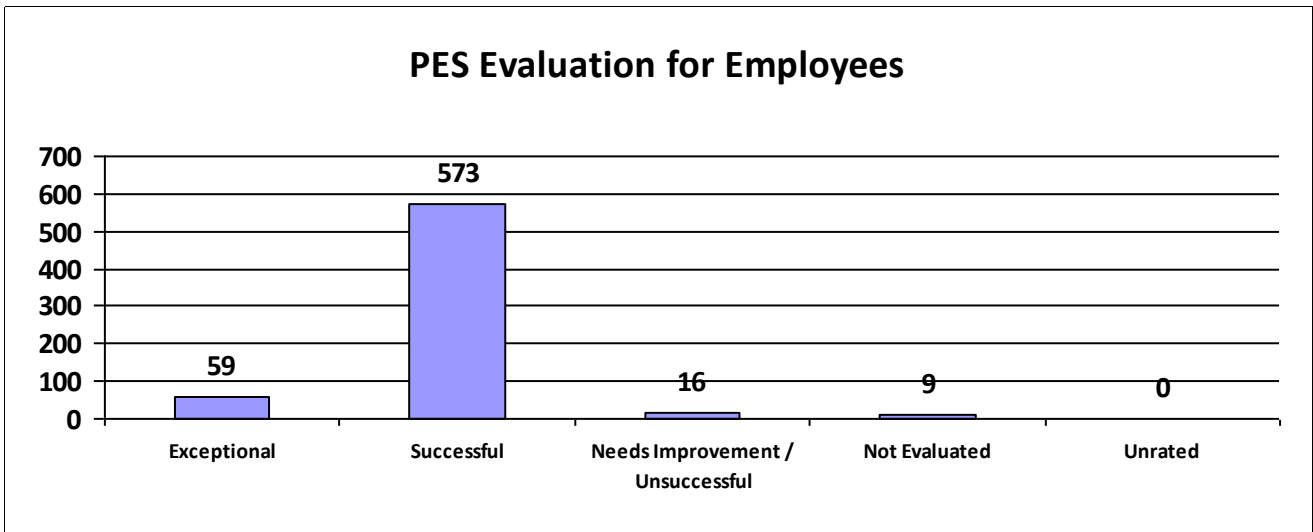
State of Louisiana

STATE CIVIL SERVICE

PES Annual Report - Fiscal Year 2017-2018

DEPARTMENT OF REVENUE

Performance Year 07/01/2017 - 06/30/2018	Total # of Employees	Total %
Number of employees that were rated	657	100%
Number of employees that were unrated	0	0.00%



Information contained within this report reflects unaudited data provided directly to the Louisiana Department of State Civil Service by each state agency. Inconsistencies found throughout the report may be attributed to personnel changes not properly reflected in the agency's human resources information system during the performance evaluation period.



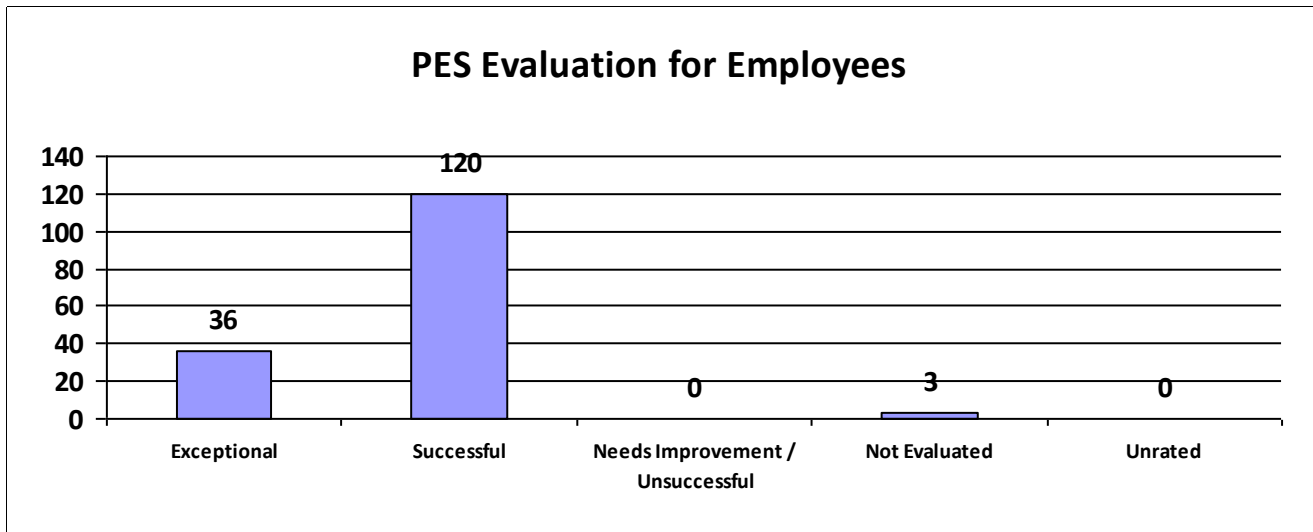
State of Louisiana

STATE CIVIL SERVICE

PES Annual Report - Fiscal Year 2017-2018

DEPARTMENT OF STATE CIVIL SERVICE AGENCIES

Performance Year 07/01/2017 - 06/30/2018	Total # of Employees	Total %
Number of employees that were rated	159	100%
Number of employees that were unrated	0	0.00%



Information contained within this report reflects unaudited data provided directly to the Louisiana Department of State Civil Service by each state agency. Inconsistencies found throughout the report may be attributed to personnel changes not properly reflected in the agency's human resources information system during the performance evaluation period.



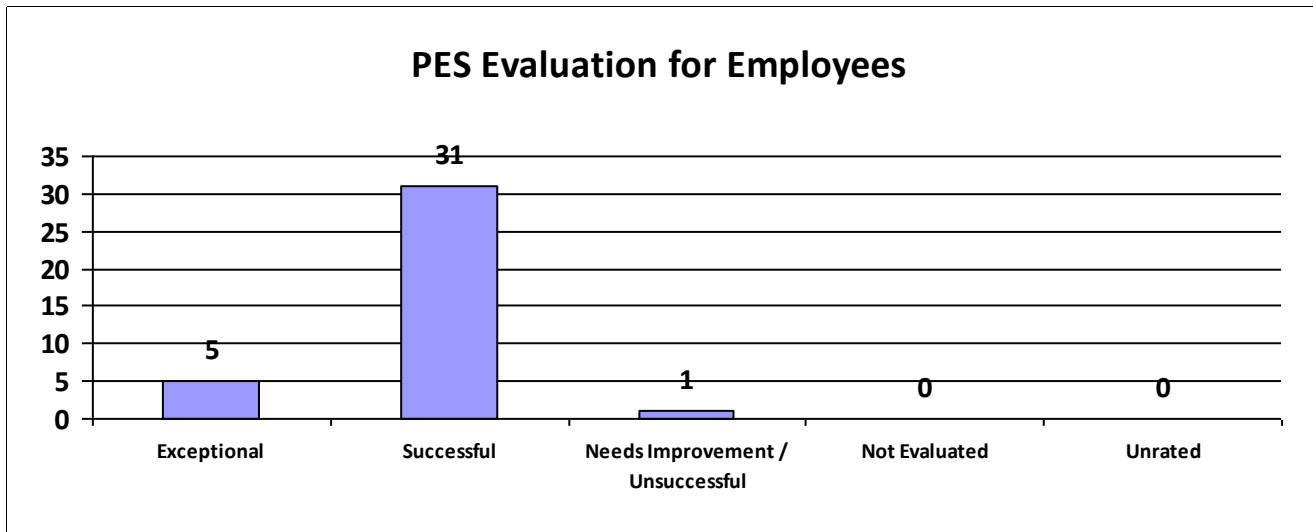
State of Louisiana

STATE CIVIL SERVICE

PES Annual Report - Fiscal Year 2017-2018

DEPARTMENT OF TREASURY

Performance Year 07/01/2017 - 06/30/2018	Total # of Employees	Total %
Number of employees that were rated	37	100%
Number of employees that were unrated	0	0.00%



Information contained within this report reflects unaudited data provided directly to the Louisiana Department of State Civil Service by each state agency. Inconsistencies found throughout the report may be attributed to personnel changes not properly reflected in the agency's human resources information system during the performance evaluation period.



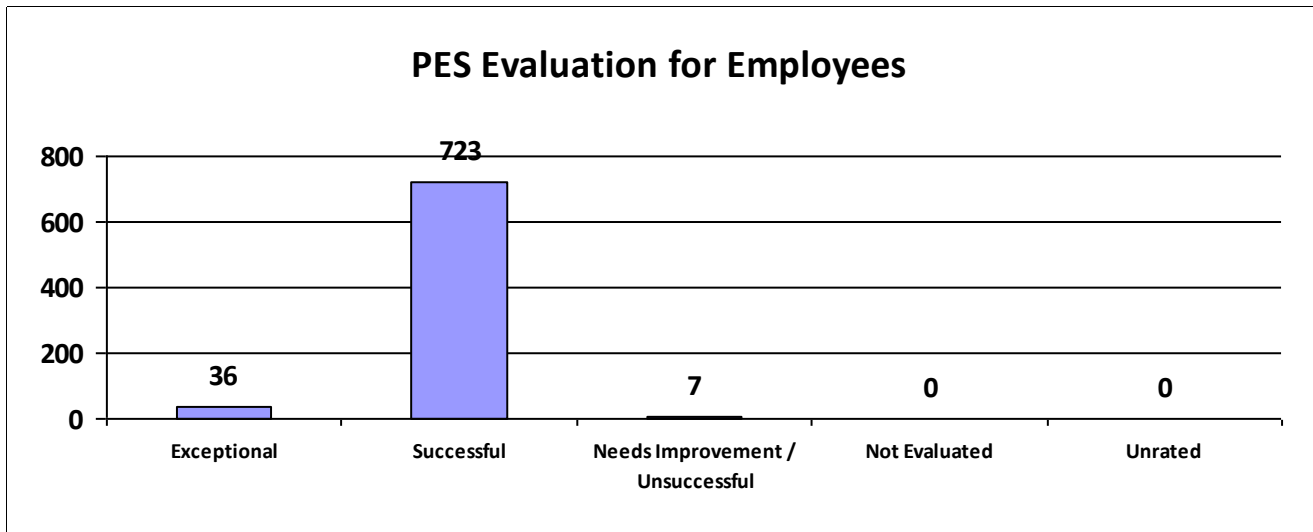
State of Louisiana

STATE CIVIL SERVICE

PES Annual Report - Fiscal Year 2017-2018

DEPARTMENT OF WILDLIFE AND FISHERIES

Performance Year 07/01/2017 - 06/30/2018	Total # of Employees	Total %
Number of employees that were rated	766	100%
Number of employees that were unrated	0	0.00%



Information contained within this report reflects unaudited data provided directly to the Louisiana Department of State Civil Service by each state agency. Inconsistencies found throughout the report may be attributed to personnel changes not properly reflected in the agency's human resources information system during the performance evaluation period.



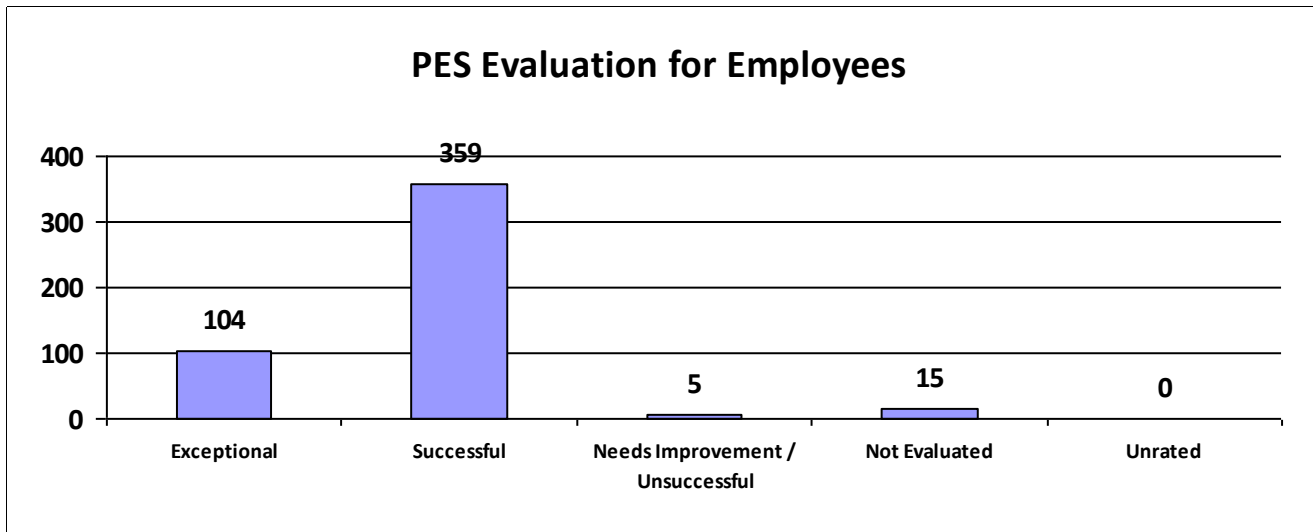
State of Louisiana

STATE CIVIL SERVICE

PES Annual Report - Fiscal Year 2017-2018

DEPT OF CULTURE, RECREATION AND TOURISM

Performance Year 07/01/2017 - 06/30/2018	Total # of Employees	Total %
Number of employees that were rated	483	100%
Number of employees that were unrated	0	0.00%



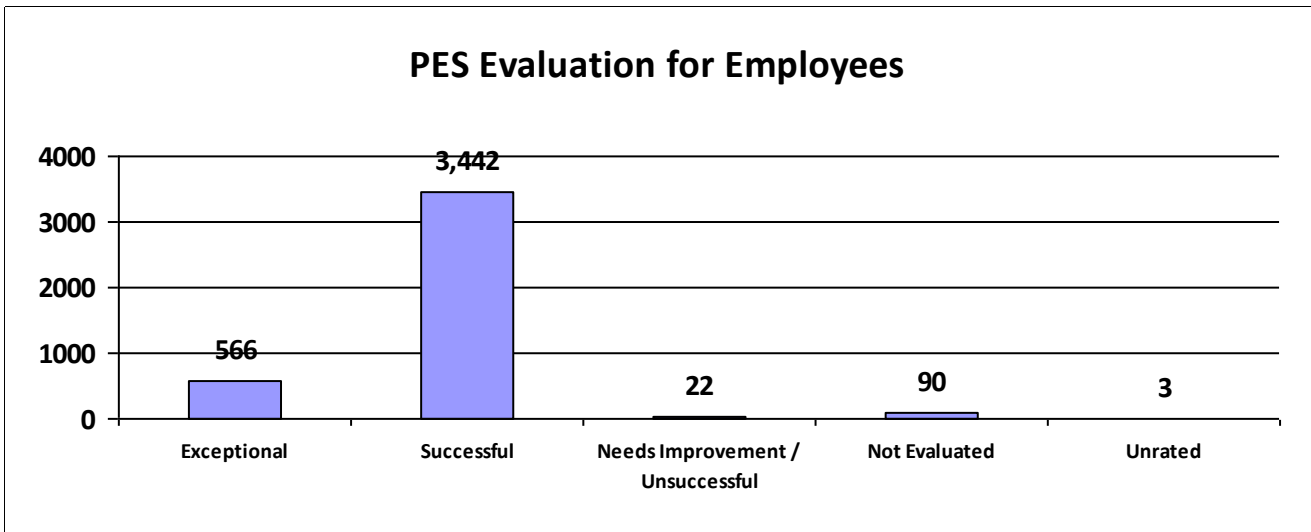
Information contained within this report reflects unaudited data provided directly to the Louisiana Department of State Civil Service by each state agency. Inconsistencies found throughout the report may be attributed to personnel changes not properly reflected in the agency's human resources information system during the performance evaluation period.



State of Louisiana
STATE CIVIL SERVICE
PES Annual Report - Fiscal Year 2017-2018

DEPT OF TRANSPORTATION AND DEVELOPMENT / SABINE RIVER AUTH / LAPELS

Performance Year 07/01/2017 - 06/30/2018	Total # of Employees	Total %
Number of employees that were rated	4,120	100%
Number of employees that were unrated	3	0.07%



Information contained within this report reflects unaudited data provided directly to the Louisiana Department of State Civil Service by each state agency. Inconsistencies found throughout the report may be attributed to personnel changes not properly reflected in the agency's human resources information system during the performance evaluation period.



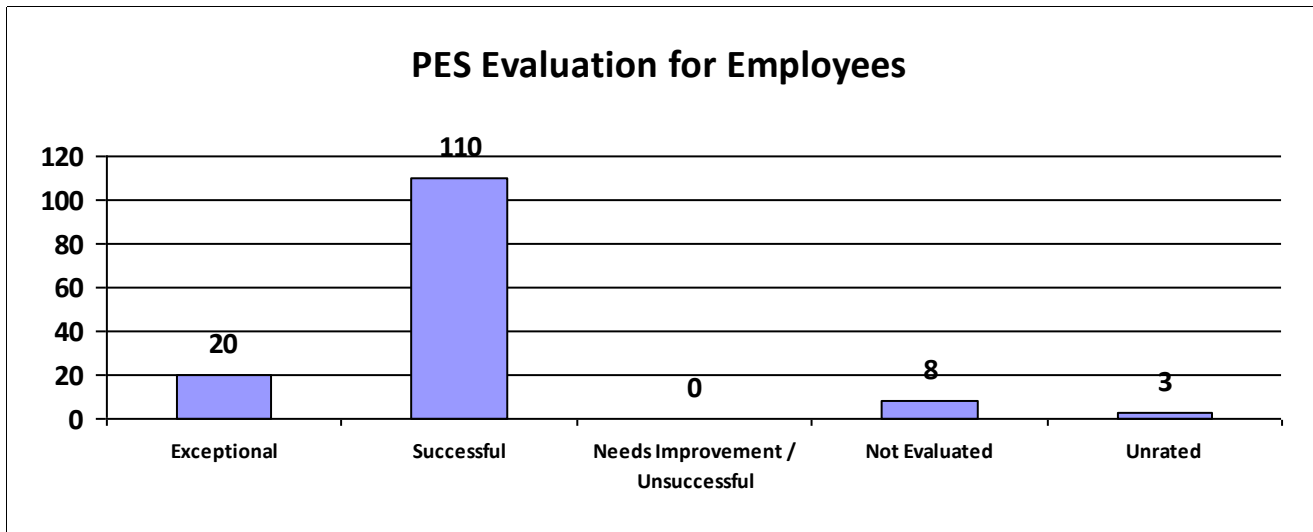
State of Louisiana

STATE CIVIL SERVICE

PES Annual Report - Fiscal Year 2017-2018

DIVISION OF ADMINISTRATION

Performance Year 07/01/2017 - 06/30/2018	Total # of Employees	Total %
Number of employees that were rated	138	100%
Number of employees that were unrated	3	2.17%



Information contained within this report reflects unaudited data provided directly to the Louisiana Department of State Civil Service by each state agency. Inconsistencies found throughout the report may be attributed to personnel changes not properly reflected in the agency's human resources information system during the performance evaluation period.



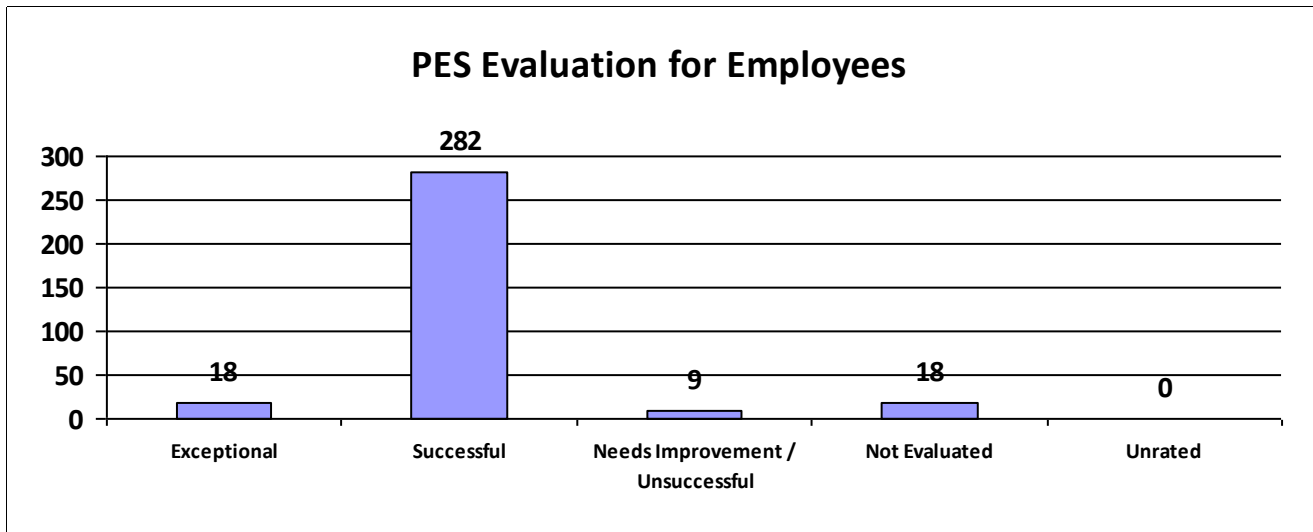
State of Louisiana

STATE CIVIL SERVICE

PES Annual Report - Fiscal Year 2017-2018

EDUCATION - OTHER

Performance Year 07/01/2017 - 06/30/2018	Total # of Employees	Total %
Number of employees that were rated	327	100%
Number of employees that were unrated	0	0.00%



Information contained within this report reflects unaudited data provided directly to the Louisiana Department of State Civil Service by each state agency. Inconsistencies found throughout the report may be attributed to personnel changes not properly reflected in the agency's human resources information system during the performance evaluation period.



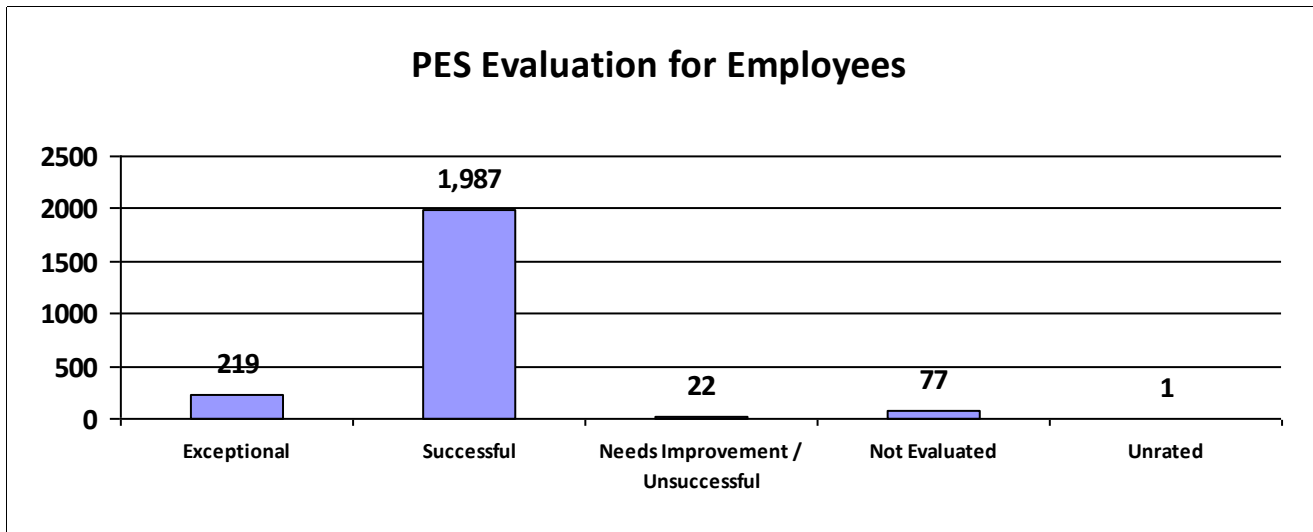
State of Louisiana

STATE CIVIL SERVICE

PES Annual Report - Fiscal Year 2017-2018

EXECUTIVE DEPARTMENT / BOARDS

Performance Year 07/01/2017 - 06/30/2018	Total # of Employees	Total %
Number of employees that were rated	2,305	100%
Number of employees that were unrated	1	0.04%



Information contained within this report reflects unaudited data provided directly to the Louisiana Department of State Civil Service by each state agency. Inconsistencies found throughout the report may be attributed to personnel changes not properly reflected in the agency's human resources information system during the performance evaluation period.



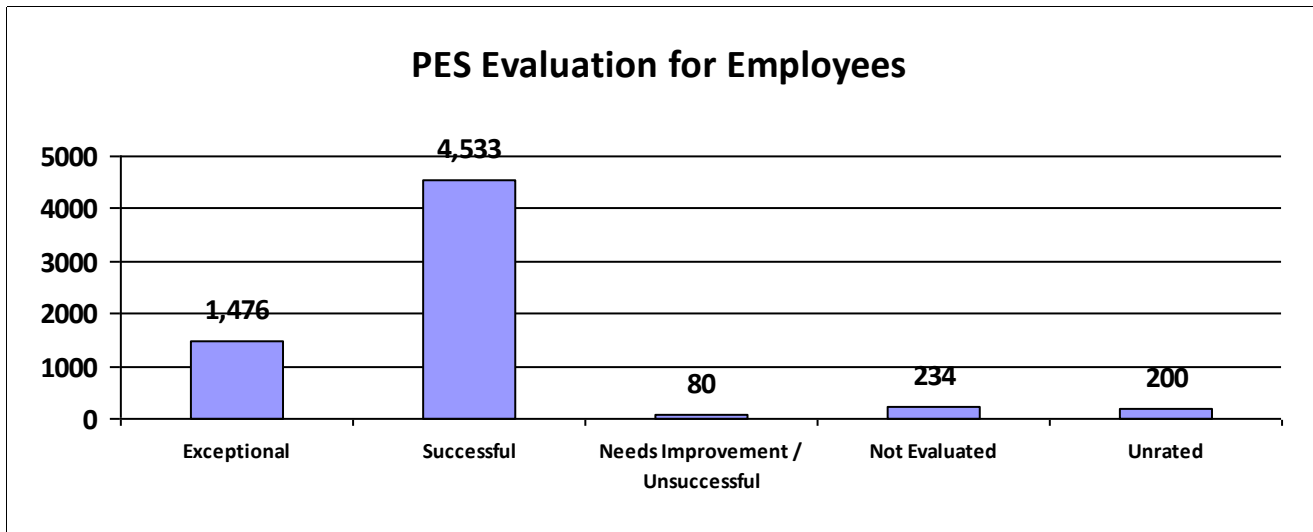
State of Louisiana

STATE CIVIL SERVICE

PES Annual Report - Fiscal Year 2017-2018

HIGHER EDUCATION

Performance Year 07/01/2017 - 06/30/2018	Total # of Employees	Total %
Number of employees that were rated	6,323	100%
Number of employees that were unrated	200	3.16%



Information contained within this report reflects unaudited data provided directly to the Louisiana Department of State Civil Service by each state agency. Inconsistencies found throughout the report may be attributed to personnel changes not properly reflected in the agency's human resources information system during the performance evaluation period.



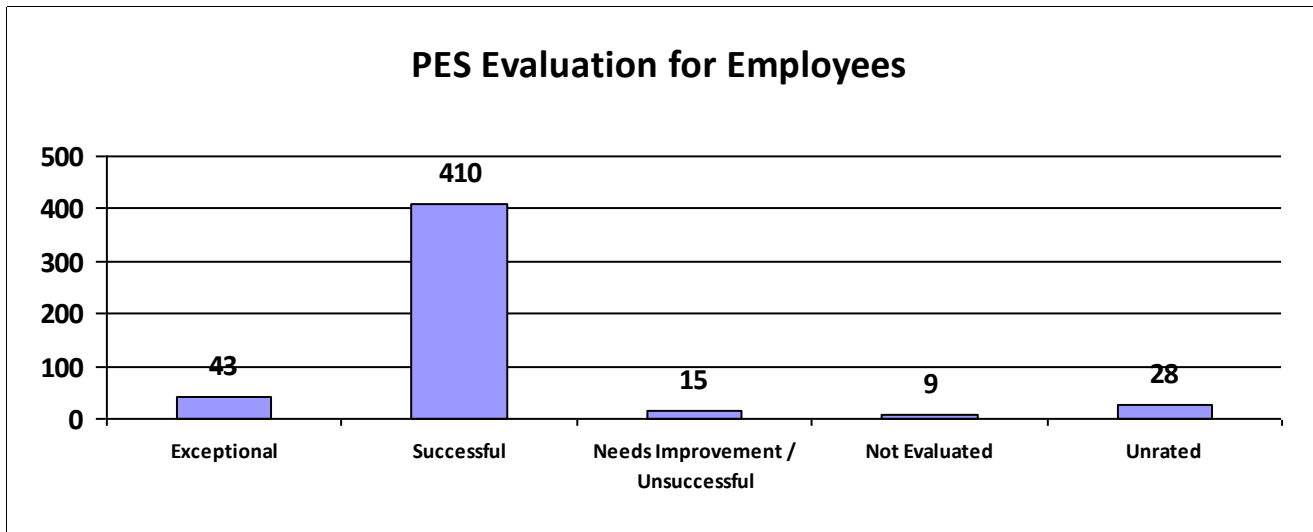
State of Louisiana

STATE CIVIL SERVICE

PES Annual Report - Fiscal Year 2017-2018

HOUSING AUTHORITIES

Performance Year 07/01/2017 - 06/30/2018	Total # of Employees	Total %
Number of employees that were rated	477	100%
Number of employees that were unrated	28	5.87%



Information contained within this report reflects unaudited data provided directly to the Louisiana Department of State Civil Service by each state agency. Inconsistencies found throughout the report may be attributed to personnel changes not properly reflected in the agency's human resources information system during the performance evaluation period.



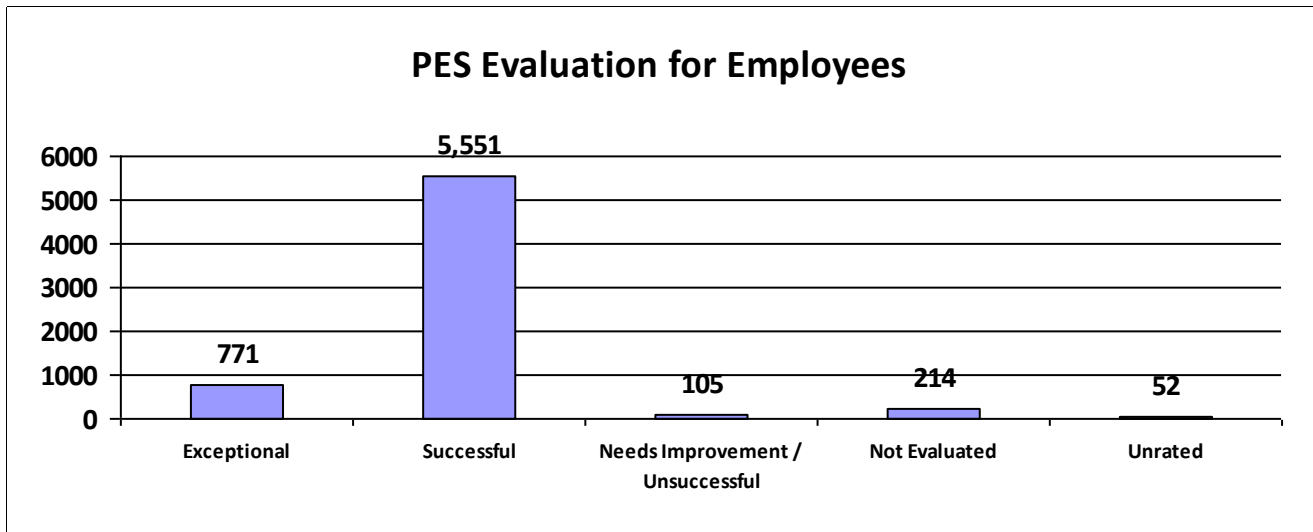
State of Louisiana

STATE CIVIL SERVICE

PES Annual Report - Fiscal Year 2017-2018

LOUISIANA DEPARTMENT OF HEALTH

Performance Year 07/01/2017 - 06/30/2018	Total # of Employees	Total %
Number of employees that were rated	6,641	100%
Number of employees that were unrated	52	0.78%



Information contained within this report reflects unaudited data provided directly to the Louisiana Department of State Civil Service by each state agency. Inconsistencies found throughout the report may be attributed to personnel changes not properly reflected in the agency's human resources information system during the performance evaluation period.



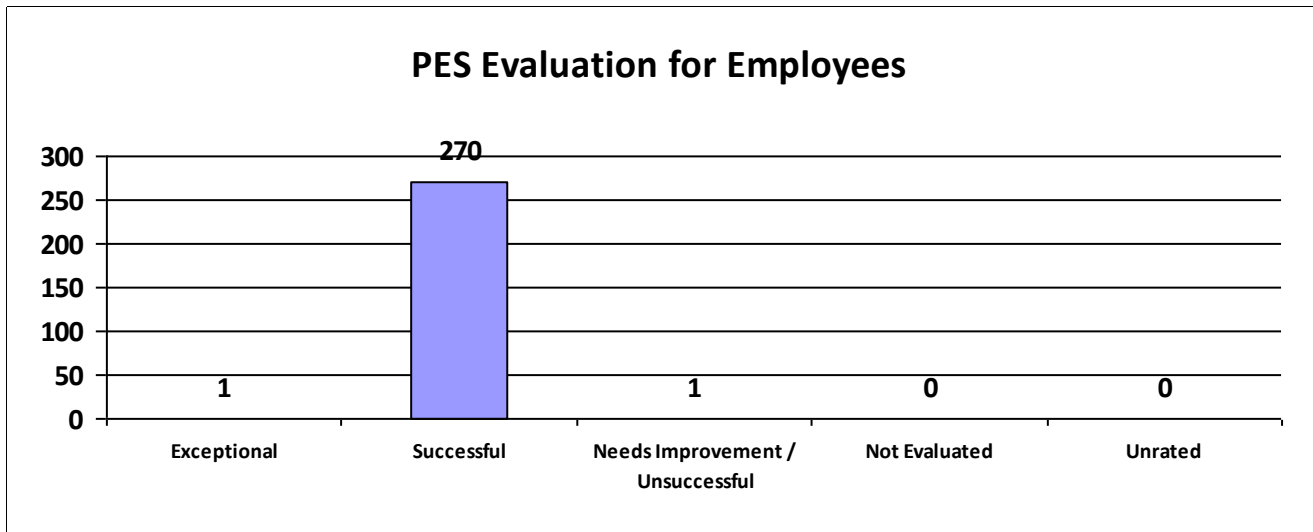
State of Louisiana

STATE CIVIL SERVICE

PES Annual Report - Fiscal Year 2017-2018

LOUISIANA HEALTH CARE SERVICES DIVISION

Performance Year 07/01/2017 - 06/30/2018	Total # of Employees	Total %
Number of employees that were rated	272	100%
Number of employees that were unrated	0	0.00%



Information contained within this report reflects unaudited data provided directly to the Louisiana Department of State Civil Service by each state agency. Inconsistencies found throughout the report may be attributed to personnel changes not properly reflected in the agency's human resources information system during the performance evaluation period.



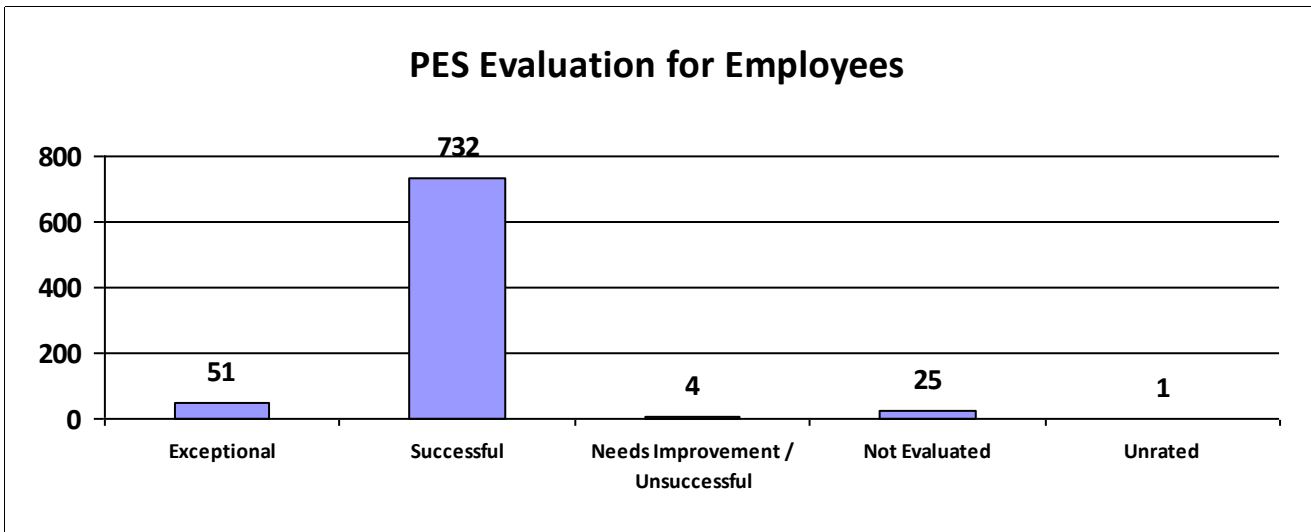
State of Louisiana

STATE CIVIL SERVICE

PES Annual Report - Fiscal Year 2017-2018

LOUISIANA WORKFORCE COMMISSION

Performance Year 07/01/2017 - 06/30/2018	Total # of Employees	Total %
Number of employees that were rated	812	100%
Number of employees that were unrated	1	0.12%



Information contained within this report reflects unaudited data provided directly to the Louisiana Department of State Civil Service by each state agency. Inconsistencies found throughout the report may be attributed to personnel changes not properly reflected in the agency's human resources information system during the performance evaluation period.



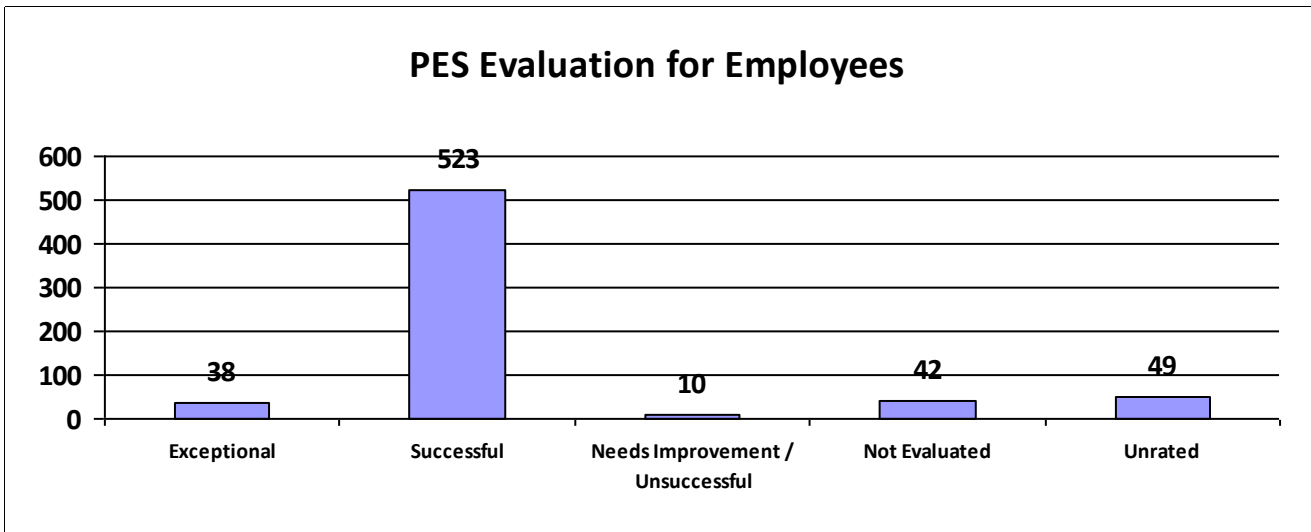
State of Louisiana

STATE CIVIL SERVICE

PES Annual Report - Fiscal Year 2017-2018

OFFICE OF JUVENILE JUSTICE

Performance Year 07/01/2017 - 06/30/2018	Total # of Employees	Total %
Number of employees that were rated	613	100%
Number of employees that were unrated	49	7.99%



Information contained within this report reflects unaudited data provided directly to the Louisiana Department of State Civil Service by each state agency. Inconsistencies found throughout the report may be attributed to personnel changes not properly reflected in the agency's human resources information system during the performance evaluation period.



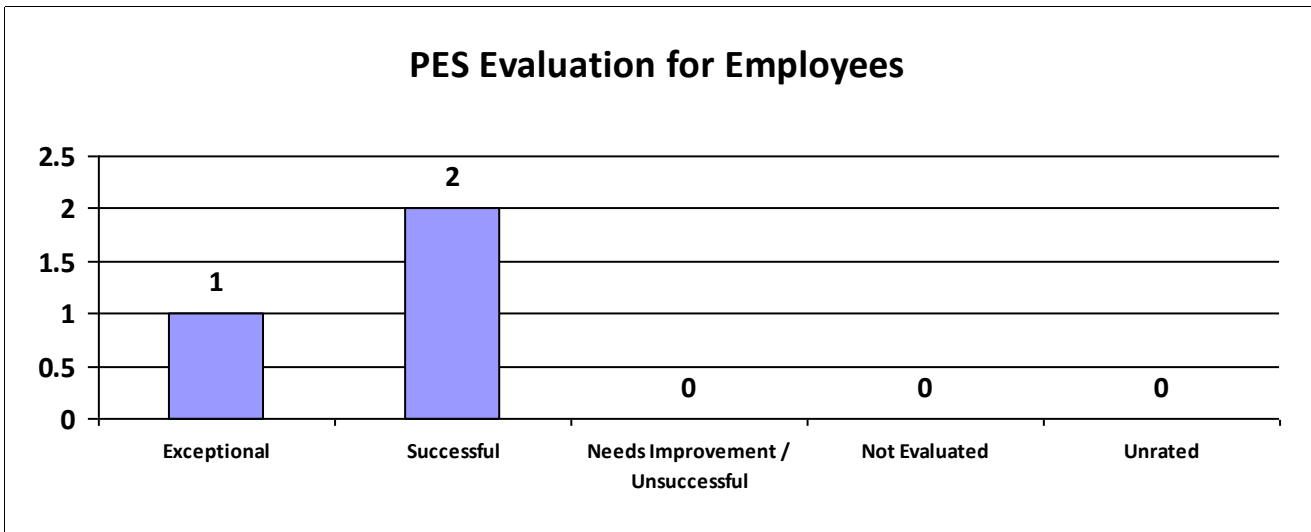
State of Louisiana

STATE CIVIL SERVICE

PES Annual Report - Fiscal Year 2017-2018

OFFICE OF THE LIEUTENANT GOVERNOR

Performance Year 07/01/2017 - 06/30/2018	Total # of Employees	Total %
Number of employees that were rated	3	100%
Number of employees that were unrated	0	0.00%



Information contained within this report reflects unaudited data provided directly to the Louisiana Department of State Civil Service by each state agency. Inconsistencies found throughout the report may be attributed to personnel changes not properly reflected in the agency's human resources information system during the performance evaluation period.



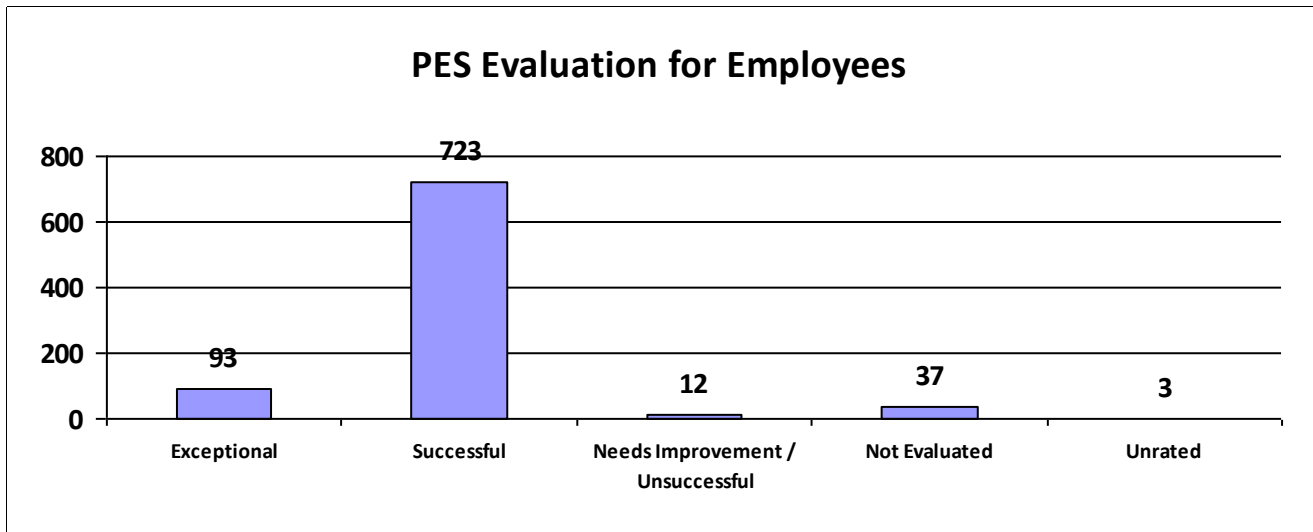
State of Louisiana

STATE CIVIL SERVICE

PES Annual Report - Fiscal Year 2017-2018

PORTS,LEVEE BOARDS,FRESH WATER DISTRICTS

Performance Year 07/01/2017 - 06/30/2018	Total # of Employees	Total %
Number of employees that were rated	865	100%
Number of employees that were unrated	3	0.35%



Information contained within this report reflects unaudited data provided directly to the Louisiana Department of State Civil Service by each state agency. Inconsistencies found throughout the report may be attributed to personnel changes not properly reflected in the agency's human resources information system during the performance evaluation period.



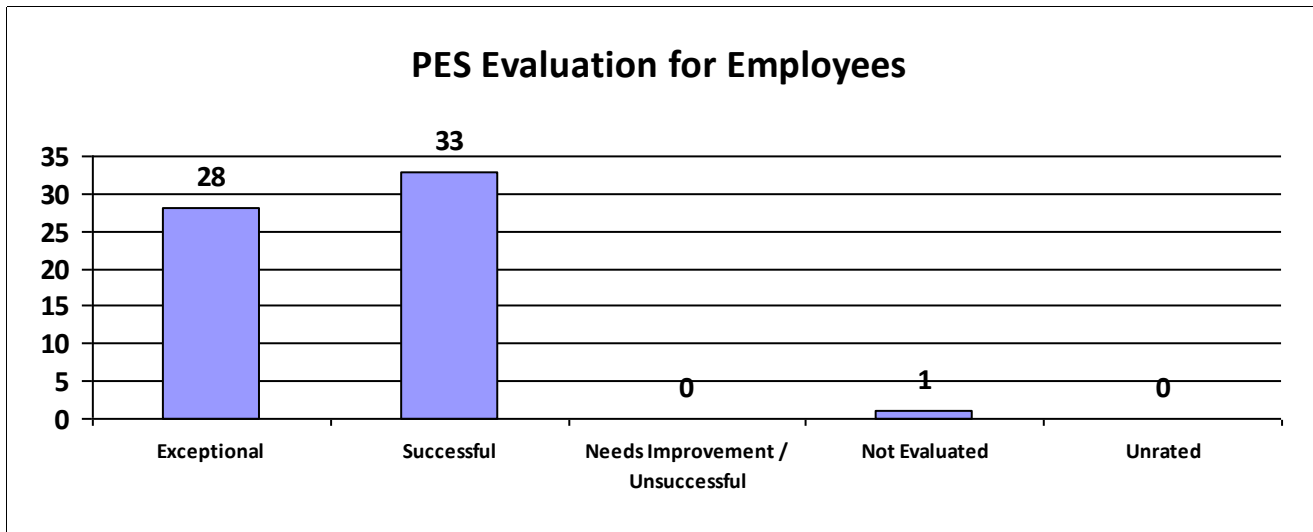
State of Louisiana

STATE CIVIL SERVICE

PES Annual Report - Fiscal Year 2017-2018

PUBLIC SERVICE COMMISSION

Performance Year 07/01/2017 - 06/30/2018	Total # of Employees	Total %
Number of employees that were rated	62	100%
Number of employees that were unrated	0	0.00%



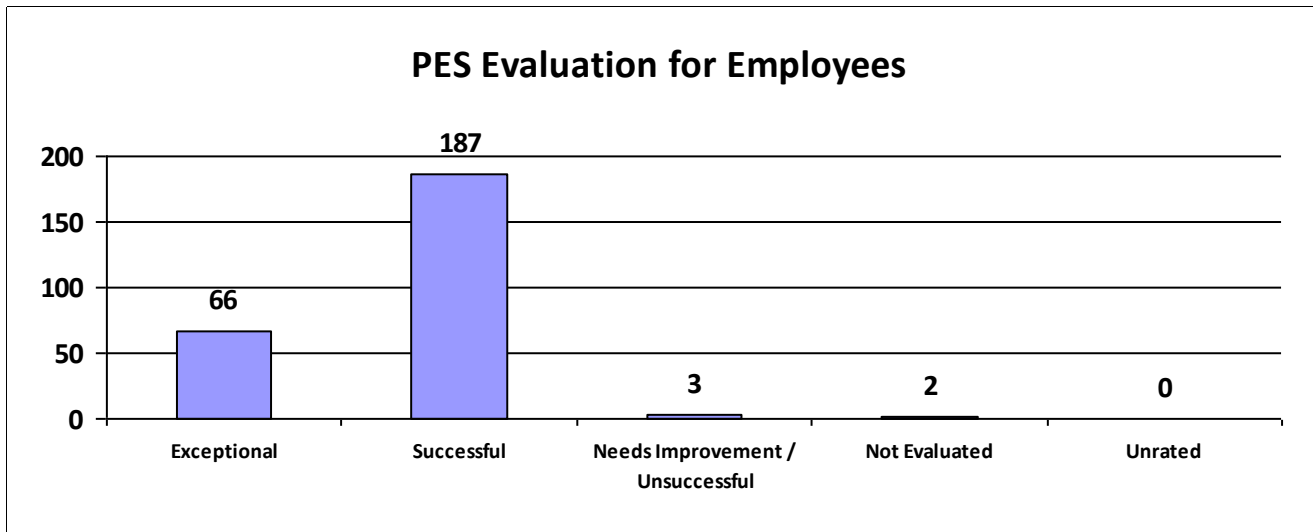
Information contained within this report reflects unaudited data provided directly to the Louisiana Department of State Civil Service by each state agency. Inconsistencies found throughout the report may be attributed to personnel changes not properly reflected in the agency's human resources information system during the performance evaluation period.



State of Louisiana
STATE CIVIL SERVICE
PES Annual Report - Fiscal Year 2017-2018

RETIREMENT SYSTEMS

Performance Year 07/01/2017 - 06/30/2018	Total # of Employees	Total %
Number of employees that were rated	258	100%
Number of employees that were unrated	0	0.00%



Information contained within this report reflects unaudited data provided directly to the Louisiana Department of State Civil Service by each state agency. Inconsistencies found throughout the report may be attributed to personnel changes not properly reflected in the agency's human resources information system during the performance evaluation period.



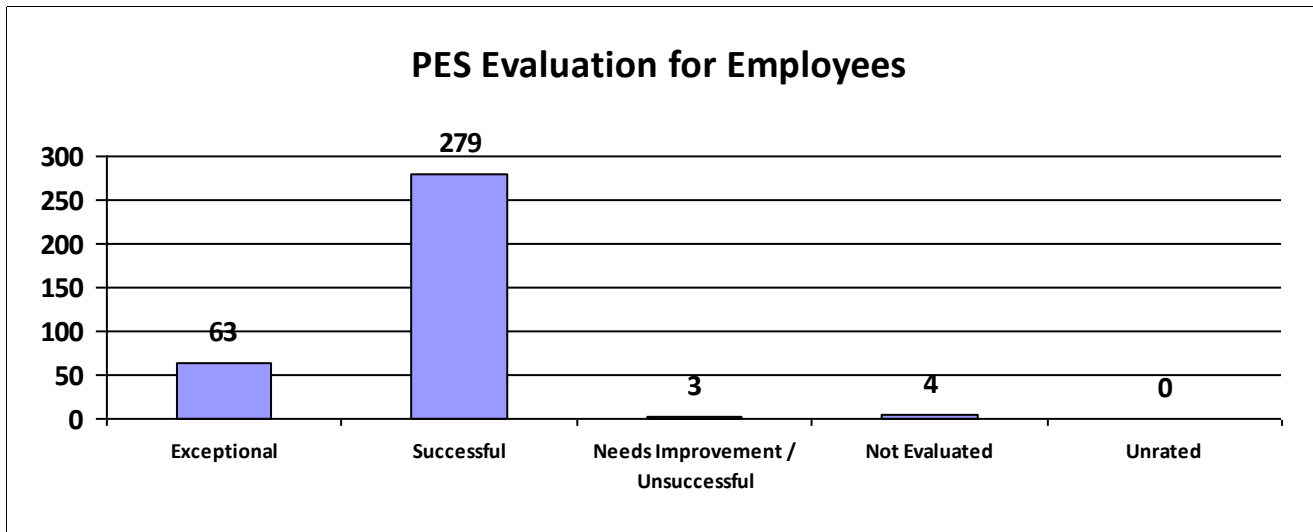
State of Louisiana

STATE CIVIL SERVICE

PES Annual Report - Fiscal Year 2017-2018

SECRETARY OF STATE

Performance Year 07/01/2017 - 06/30/2018	Total # of Employees	Total %
Number of employees that were rated	349	100%
Number of employees that were unrated	0	0.00%



Information contained within this report reflects unaudited data provided directly to the Louisiana Department of State Civil Service by each state agency. Inconsistencies found throughout the report may be attributed to personnel changes not properly reflected in the agency's human resources information system during the performance evaluation period.



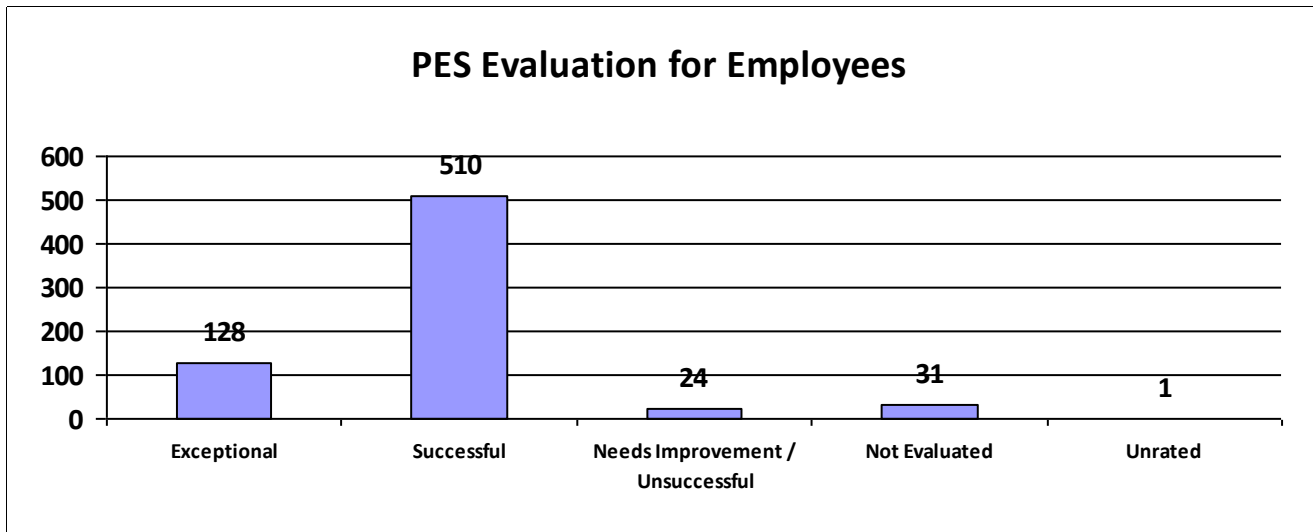
State of Louisiana

STATE CIVIL SERVICE

PES Annual Report - Fiscal Year 2017-2018

VETERANS AFFAIRS

Performance Year 07/01/2017 - 06/30/2018	Total # of Employees	Total %
Number of employees that were rated	693	100%
Number of employees that were unrated	1	0.14%



Information contained within this report reflects unaudited data provided directly to the Louisiana Department of State Civil Service by each state agency. Inconsistencies found throughout the report may be attributed to personnel changes not properly reflected in the agency's human resources information system during the performance evaluation period.

Reporting Agencies for Fiscal Year 2017-2018

Major Department	Personnel Area	Pers Area Name
CIVIL SERVICE AGENCIES	0560	CS-State Civil Service
CIVIL SERVICE AGENCIES	0561	CS-Municipal Fire Police
CIVIL SERVICE AGENCIES	0562	CS-Ethics Administration
CIVIL SERVICE AGENCIES	0565	CS-Board of Tax Appeals
DEPARTMENT OF AGRICULTURE AND FORESTRY	0160	DAF-Agriculture & Forestry
DEPARTMENT OF CHILDREN & FAMILY SERVICES	0360	DCFS-Off for Child/Family Srv
DEPARTMENT OF CORRECTIONS	0400	DOC-Administration
DEPARTMENT OF CORRECTIONS	0402	DOC-La State Penitentiary
DEPARTMENT OF CORRECTIONS	0405	DOC-Raymond Laborde Corr Ctr
DEPARTMENT OF CORRECTIONS	0406	DOC-La Correctional Inst Women
DEPARTMENT OF CORRECTIONS	0408	DOC-Allen Correctional Centr
DEPARTMENT OF CORRECTIONS	0409	DOC-Dixon Correctional Inst
DEPARTMENT OF CORRECTIONS	0413	DOC-Elayn Hunt Correction Ctr
DEPARTMENT OF CORRECTIONS	0414	DOC-David Wade Correction Ctr
DEPARTMENT OF CORRECTIONS	0415	DOC-Adult Probation and Parole
DEPARTMENT OF CORRECTIONS	0416	DOC-Rayburn Correctional Ctr
DEPARTMENT OF CORRECTIONS	0811	DOC-Prison Enterprises
DEPARTMENT OF ECONOMIC DEVELOPMENT	0251	DED-Off of the Secretary
DEPARTMENT OF ECONOMIC DEVELOPMENT	0252	DED-Off Of Business Developmen
DEPARTMENT OF EDUCATION	0666	SSC-Bd Elem & Secondary Edu
DEPARTMENT OF EDUCATION	0678	DOE State Activities
DEPARTMENT OF EDUCATION	0699	DOE-Special School Districts
DEPARTMENT OF EDUCATION	0B86	Health Education Auth of LA
DEPARTMENT OF ENVIRONMENTAL QUALITY	0856	Dept of Environmental Quality
DEPARTMENT OF INSURANCE	0165	DOI-Commissioner of Insurance
DEPARTMENT OF NATURAL RESOURCES	0431	DNR-Office of the Secretary
DEPARTMENT OF NATURAL RESOURCES	0432	DNR-Office of Conservation
DEPARTMENT OF NATURAL RESOURCES	0434	DNR-Off of Mineral Resources
DEPARTMENT OF NATURAL RESOURCES	0435	DNR-Off of Coastal Management
DEPARTMENT OF PUBLIC SAFETY	0418	DPS-Office of Mgt and Finance
DEPARTMENT OF PUBLIC SAFETY	0419	DPS-Office of State Police
DEPARTMENT OF PUBLIC SAFETY	0420	DPS-Office of Motor Vehicles
DEPARTMENT OF PUBLIC SAFETY	0422	DPS-Off of State Fire Marshall
DEPARTMENT OF PUBLIC SAFETY	0423	DPS-La Gaming Control Board
DEPARTMENT OF PUBLIC SAFETY	0424	DPS-Liquefied Petrol Gas Comm
DEPARTMENT OF PUBLIC SAFETY	0425	DPS-La Highway Safety Comm
DEPARTMENT OF PUBLIC SAFETY	0A88	Private Security Examiners
DEPARTMENT OF PUBLIC SAFETY	0A91	Private Investigator Examiners
DEPARTMENT OF REVENUE	0440	DOR-Office of Revenue
DEPARTMENT OF REVENUE	0A40	Tax Free Shopping Comm
DEPARTMENT OF TREASURY	0147	STO-State Treasurer
DEPARTMENT OF WILDLIFE AND FISHERIES	0511	WLF-Off of Mgt & Finance
DEPARTMENT OF WILDLIFE AND FISHERIES	0512	WLF-Off of Secretary

Reporting Agencies for Fiscal Year 2017-2018

Major Department	Personnel Area	Pers Area Name
DEPARTMENT OF WILDLIFE AND FISHERIES	0513	WLF-Office of Wildlife
DEPARTMENT OF WILDLIFE AND FISHERIES	0514	WLF-Office of Fisheries
DEPT OF CULTURE, RECREATION AND TOURISM	0261	CRT-Off of the Secretary
DEPT OF CULTURE, RECREATION AND TOURISM	0262	CRT-Off of the State Library
DEPT OF CULTURE, RECREATION AND TOURISM	0263	CRT-Off of State Museum
DEPT OF CULTURE, RECREATION AND TOURISM	0264	CRT-Office of State Parks
DEPT OF CULTURE, RECREATION AND TOURISM	0265	CRT-Off of Cultural Dev
DEPT OF CULTURE, RECREATION AND TOURISM	0267	CRT-Off of Tourism
DEPT OF CULTURE, RECREATION AND TOURISM	0A20	New Orleans City Park
DEPT OF TRANSPORTATION AND DEVELOPMENT	0273	DOTD-Administration
DEPT OF TRANSPORTATION AND DEVELOPMENT	0276	DOTD-Engineering & Operations
DEPT OF TRANSPORTATION AND DEVELOPMENT	0A90	Bd of Reg Prof Eng & Land Surv
DEPT OF TRANSPORTATION AND DEVELOPMENT	N813	Sabine River Authority
EDUCATION - OTHER	0653	SSC-Schools for Deaf & Vis Imp
EDUCATION - OTHER	0655	SSC-La Special Education Ctr
EDUCATION - OTHER	0657	SSC-JDL La Sch Math Sci & Arts
EDUCATION - OTHER	0662	SSC-La Educational TV Author
EDUCATION - OTHER	0673	SSC-N O Ctr for Creative Arts
EXECUTIVE DEPARTMENT	0102	Gov-Office of Inspector Gen
EXECUTIVE DEPARTMENT	0103	Gov-Mental Health Advocacy Ser
EXECUTIVE DEPARTMENT	0106	Gov-La Tax Commission
EXECUTIVE DEPARTMENT	0107	Gov-Div of Administration
EXECUTIVE DEPARTMENT	0109	Gov - Coast Prot & Restor Auth
EXECUTIVE DEPARTMENT	0111	Gov-Home Security & EP
EXECUTIVE DEPARTMENT	0112	Gov-Dept of Military Affairs
EXECUTIVE DEPARTMENT	0116	Gov-LA Public Defender Board
EXECUTIVE DEPARTMENT	0129	Gov-La Comm Law Enforce Adm CJ
EXECUTIVE DEPARTMENT	0133	Gov-Office of Elderly Affairs
EXECUTIVE DEPARTMENT	0254	GOV-La St Racing Commission
EXECUTIVE DEPARTMENT	0255	GOV-Office of Financial Instit
EXECUTIVE DEPARTMENT	0800	DOA-Office of Group Benefits
EXECUTIVE DEPARTMENT	0804	DOA-Office of Risk Management
EXECUTIVE DEPARTMENT	0806	DOA-La Property Assist Agency
EXECUTIVE DEPARTMENT	0807	DOA-Fed Property Assistance
EXECUTIVE DEPARTMENT	0815	DOA-Office of Technology Svcs
EXECUTIVE DEPARTMENT	0816	CS-Div of Administrative Law
EXECUTIVE DEPARTMENT	0820	DOA-Office of St Procurement
EXECUTIVE DEPARTMENT	0829	DOA-Off of Aircraft Services
EXECUTIVE DEPARTMENT	0A04	Louisiana Housing Corporation
EXECUTIVE DEPARTMENT	0A97	La Patients Compensation Fund
EXECUTIVE DEPARTMENT	0B01	Arch Examrs La St Bd /Gov
EXECUTIVE DEPARTMENT	0B05	Cemetery Bd La /Gov
EXECUTIVE DEPARTMENT	0B07	CPAs La St Bd /Gov

Reporting Agencies for Fiscal Year 2017-2018

Major Department	Personnel Area	Pers Area Name
EXECUTIVE DEPARTMENT	0B12	Contractor Lic Bd La St /Gov
EXECUTIVE DEPARTMENT	0B20	Real Estate Comm La /Gov
EXECUTIVE DEPARTMENT	0B27	Used Mtr Veh&Parts Comm /Gov
EXECUTIVE DEPARTMENT	0B28	Motor Vehicle Comm La /Gov
EXECUTIVE DEPARTMENT	0B83	State Board of Cosmetology
HIGHER EDUCATION	0601	LSU A & M College
HIGHER EDUCATION	0602	LSU-Alexandria
HIGHER EDUCATION	0603	University of New Orleans
HIGHER EDUCATION	0604	LSU-Health Sciences Center NO
HIGHER EDUCATION	0605	LSU-Eunice
HIGHER EDUCATION	0606	LSU-Shreveport
HIGHER EDUCATION	0607	LSU-Agriculture Center
HIGHER EDUCATION	0609	LSU-Pennington Biomedical Res
HIGHER EDUCATION	0611	LSU-Health Sciences Ctr Shreve
HIGHER EDUCATION	0612	Baton Rouge Community College
HIGHER EDUCATION	0615	SU Board of Supervisors
HIGHER EDUCATION	0616	SU A & M College
HIGHER EDUCATION	0617	SU New Orleans
HIGHER EDUCATION	0618	SU Shreveport
HIGHER EDUCATION	0621	Nicholls State University
HIGHER EDUCATION	0623	Grambling State University
HIGHER EDUCATION	0625	La Tech University
HIGHER EDUCATION	0627	McNeese State University
HIGHER EDUCATION	0629	University of La-Monroe
HIGHER EDUCATION	0631	Northwestern State University
HIGHER EDUCATION	0634	Southeastern La University
HIGHER EDUCATION	0640	University of La-Lafayette
HIGHER EDUCATION	0641	Delgado Community College
HIGHER EDUCATION	0643	Nunez Community College
HIGHER EDUCATION	0644	Bossier Community College
HIGHER EDUCATION	0671	HED-Board of Regents
HIGHER EDUCATION	0731	L.E.Fletcher Tech Comm College
HIGHER EDUCATION	0751	Sowela Tech Comm College
HIGHER EDUCATION	0770	Northwest Technical College
HIGHER EDUCATION	0788	Northshore Tech Comm College
HIGHER EDUCATION	0789	Central LA Tech Comm College
HIGHER EDUCATION	N645	South La Community College-NP
HIGHER EDUCATION	N646	River Parish Comm College-NP
HIGHER EDUCATION	N647	La Delta Community College-NP
HOUSING AUTHORITIES	0H01	Abbeville Housing Authority
HOUSING AUTHORITIES	0H03	Alexandria Housing Authority
HOUSING AUTHORITIES	0H04	Bogalusa Housing Authority
HOUSING AUTHORITIES	0H05	Berwick Housing Authority

Reporting Agencies for Fiscal Year 2017-2018

Major Department	Personnel Area	Pers Area Name
HOUSING AUTHORITIES	0H06	Bossier City Housing Authority
HOUSING AUTHORITIES	0H07	Breaux Bridge Housing Auth
HOUSING AUTHORITIES	0H08	Church Point Housing Auth
HOUSING AUTHORITIES	0H09	Bunkie Housing Authority
HOUSING AUTHORITIES	0H10	Caldwell Parish Housing Auth
HOUSING AUTHORITIES	0H11	Crowley Housing Authority
HOUSING AUTHORITIES	0H13	Merryville Housing Authority
HOUSING AUTHORITIES	0H14	East Baton Rouge Housing Auth
HOUSING AUTHORITIES	0H15	Eunice Housing Authority
HOUSING AUTHORITIES	0H16	Dequincy Housing Authority
HOUSING AUTHORITIES	0H18	Jefferson Parish Housing Auth
HOUSING AUTHORITIES	0H19	Kaplan Housing Authority
HOUSING AUTHORITIES	0H20	Jonesboro Housing Auth
HOUSING AUTHORITIES	0H21	Jennings Housing Authority
HOUSING AUTHORITIES	0H23	Lake Charles Housing Auth
HOUSING AUTHORITIES	0H24	Mamou Housing Authority
HOUSING AUTHORITIES	0H25	Marksville Housing Auth
HOUSING AUTHORITIES	0H26	Monroe Housing Authority
HOUSING AUTHORITIES	0H27	Morgan City Housing Authority
HOUSING AUTHORITIES	0H30	Oakdale Housing Authority
HOUSING AUTHORITIES	0H32	Opelousas Housing Authority
HOUSING AUTHORITIES	0H33	Patterson Housing Authority
HOUSING AUTHORITIES	0H34	Rayne Housing Authority
HOUSING AUTHORITIES	0H35	Ruston Housing Authority
HOUSING AUTHORITIES	0H36	St Martinville Housing Auth
HOUSING AUTHORITIES	0H37	Shreveport Housing Authority
HOUSING AUTHORITIES	0H38	Sulphur Housing Authority
HOUSING AUTHORITIES	0H39	Thibodaux Housing Authority
HOUSING AUTHORITIES	0H41	Vernon Parish Housing Auth
HOUSING AUTHORITIES	0H42	Ville Platte Housing Auth
HOUSING AUTHORITIES	0H43	Westwego Housing Authority
HOUSING AUTHORITIES	0H44	St Landry Parish Housing Auth
HOUSING AUTHORITIES	0H45	Pineville Housing Authority
HOUSING AUTHORITIES	0H46	South Landry Housing Authority
HOUSING AUTHORITIES	0H49	Ponchatoula Housing Auth
HOUSING AUTHORITIES	0H50	Sabine Parish Housing Auth
HOUSING AUTHORITIES	0H51	Lafourche Parish Housing Auth
HOUSING AUTHORITIES	0H52	Delacambre Housing Authority
HOUSING AUTHORITIES	0H53	Independence Housing Authority
HOUSING AUTHORITIES	0H54	St John The Baptist Hse Auth
HOUSING AUTHORITIES	0H55	Lake Providence Housing Auth
HOUSING AUTHORITIES	0H56	Deridder Housing Authority
HOUSING AUTHORITIES	0H57	Rayville Housing Authority

Reporting Agencies for Fiscal Year 2017-2018

Major Department	Personnel Area	Pers Area Name
HOUSING AUTHORITIES	0H58	Kenner Housing Authority
HOUSING AUTHORITIES	0H59	St James Parish Housing Auth
HOUSING AUTHORITIES	0H61	St Charles Parish Housing Auth
HOUSING AUTHORITIES	0H63	City Of Natchitoches Hse Auth
HOUSING AUTHORITIES	0H64	Winnfield Housing Authority
HOUSING AUTHORITIES	0H65	Minden Housing Authority
HOUSING AUTHORITIES	0H67	Houma Housing Authority
HOUSING AUTHORITIES	0H70	White Castle Housing Authority
HOUSING AUTHORITIES	0H71	Rapides Housing Authority
HOUSING AUTHORITIES	0H72	Natchitoches Parish Hse Auth
HOUSING AUTHORITIES	0H75	Ferriday Housing Authority
HOUSING AUTHORITIES	0H76	Simmesport Housing Auth
HOUSING AUTHORITIES	0H82	Oberlin Housing Authority
HOUSING AUTHORITIES	0H91	Winnsboro Housing Authority
LOUISIANA DEPARTMENT OF HEALTH	0300	LDH-Jeff Parish Human Srv Auth
LOUISIANA DEPARTMENT OF HEALTH	0301	LDH-FI Parishes Human Srv Auth
LOUISIANA DEPARTMENT OF HEALTH	0302	LDH-Capital Area Human Svc Dst
LOUISIANA DEPARTMENT OF HEALTH	0303	LDH-Developml Disabilities Cn
LOUISIANA DEPARTMENT OF HEALTH	0305	LDH-Medical Vendor Admin
LOUISIANA DEPARTMENT OF HEALTH	0307	LDH-Office of Secretary
LOUISIANA DEPARTMENT OF HEALTH	0309	LDH-S Ctrl LA Human Ser Auth
LOUISIANA DEPARTMENT OF HEALTH	0310	LDH-NE Delta Human Svc Auth
LOUISIANA DEPARTMENT OF HEALTH	0320	LDH-Aging and Adult Services
LOUISIANA DEPARTMENT OF HEALTH	0324	LDH-LA Emergency Response Net
LOUISIANA DEPARTMENT OF HEALTH	0325	LDH-Acadiana Area Hman Svc Dst
LOUISIANA DEPARTMENT OF HEALTH	0326	LDH-Office of Public Health
LOUISIANA DEPARTMENT OF HEALTH	0330	LDH-Off of Behavioral Hlth
LOUISIANA DEPARTMENT OF HEALTH	0340	LDH-Off for Citizen w/ Dev Dis
LOUISIANA DEPARTMENT OF HEALTH	0375	LDH-Imperial Calc Hum Svc Auth
LOUISIANA DEPARTMENT OF HEALTH	0376	LDH-Central LA Hum Svc Dist
LOUISIANA DEPARTMENT OF HEALTH	0377	LDH-NW LA Hum Svcs District
LOUISIANA DEPARTMENT OF HEALTH	0B10	Embalm&Funrl Dir La St Bd /DHH
LOUISIANA DEPARTMENT OF HEALTH	0B13	Med Examrs La St Bd /DHH
LOUISIANA DEPARTMENT OF HEALTH	0B14	Nursing La St Bd /DHH
LOUISIANA DEPARTMENT OF HEALTH	0B15	Physical Therapy St Bd /DHH
LOUISIANA DEPARTMENT OF HEALTH	0B18	Prac Nurse Exam La St Bd /DHH
LOUISIANA DEPARTMENT OF HEALTH	0B19	Radiology La St Bd /DHH
LOUISIANA DEPARTMENT OF HEALTH	0B29	Nursing Hm Admin La Bd /DHH
LOUISIANA DEPARTMENT OF HEALTH	0B35	Dentistry La St Bd /DHH
LOUISIANA DEPARTMENT OF HEALTH	0B41	Pharmacy La Bd Of /DHH
LOUISIANA DEPARTMENT OF HEALTH	0B48	Social Work Exam La Bd /DHH
LOUISIANA DEPARTMENT OF HEALTH	N304	Metropolitan Human Svc Dst
LOUISIANA HEALTH CARE SERVICES DIVISION	0308	LSU/Health Care Svc Div

Reporting Agencies for Fiscal Year 2017-2018

Major Department	Personnel Area	Pers Area Name
LOUISIANA HEALTH CARE SERVICES DIVISION	0317	Lallie Kemp Regional Med Ctr
LOUISIANA WORKFORCE COMMISSION	0474	LWC-Workforce Support/Training
LOUISIANA WORKFORCE COMMISSION	0B16	Plumbing La St Bd /DOL
LOUISIANA WORKFORCE COMMISSION	0B46	Barber Examiners Board /DOL
OFFICE OF JUVENILE JUSTICE	0403	DYS-Off of Juvenile Justice
OFFICE OF THE LIEUTENANT GOVERNOR	0146	LG-Lt Governor
PORTS,LEVEE BOARDS,FRESH WATER DISTRICTS	0L02	Caddo Levee Dist
PORTS,LEVEE BOARDS,FRESH WATER DISTRICTS	0L03	Lafourche Basin Levee District
PORTS,LEVEE BOARDS,FRESH WATER DISTRICTS	0L05	Tensas Basin Levee Dist
PORTS,LEVEE BOARDS,FRESH WATER DISTRICTS	0L06	Fifth La Levee District
PORTS,LEVEE BOARDS,FRESH WATER DISTRICTS	0L08	Lake Borgne Basin Levee Dist
PORTS,LEVEE BOARDS,FRESH WATER DISTRICTS	0L09	Atchafalaya Basin Levee Dist
PORTS,LEVEE BOARDS,FRESH WATER DISTRICTS	0L10	Orleans Levee Dist
PORTS,LEVEE BOARDS,FRESH WATER DISTRICTS	0L13	Pontchartrain Levee Dist
PORTS,LEVEE BOARDS,FRESH WATER DISTRICTS	0L14	Red River/Atchaf/Bayou Boeuf
PORTS,LEVEE BOARDS,FRESH WATER DISTRICTS	0L21	East Jefferson Levee Dist
PORTS,LEVEE BOARDS,FRESH WATER DISTRICTS	0L26	Natchitoches Levee & Drainage
PORTS,LEVEE BOARDS,FRESH WATER DISTRICTS	0L30	SE LA Flood Protect Auth-East
PORTS,LEVEE BOARDS,FRESH WATER DISTRICTS	0L31	SE LA Flood Protect Auth-West
PORTS,LEVEE BOARDS,FRESH WATER DISTRICTS	0L34	Non-Flood Prot Asset Mgmt Auth
PORTS,LEVEE BOARDS,FRESH WATER DISTRICTS	0P03	Greater BR Port Comm
PORTS,LEVEE BOARDS,FRESH WATER DISTRICTS	0P17	Port of New Orleans Port Comm
PORTS,LEVEE BOARDS,FRESH WATER DISTRICTS	0P21	South Louisiana Port Comm
PORTS,LEVEE BOARDS,FRESH WATER DISTRICTS	0P26	Lake Charles Harbor &Term Dist
PUBLIC SERVICE COMMISSION	0158	PSC-Public Service Commission
RETIREMENT SYSTEMS	0571	La School Emp Retirement Sys
RETIREMENT SYSTEMS	0572	La St Emp Retirement System
RETIREMENT SYSTEMS	0573	Teachers Retirement System La
RETIREMENT SYSTEMS	0575	State Police Retirement System
SECRETARY OF STATE	0139	DOS-Secretary of State
VETERANS AFFAIRS	0130	DVA-Dept of Veterans Affairs
VETERANS AFFAIRS	0131	DVA-La War Veterans Home
VETERANS AFFAIRS	0132	DVA-NE La War Veterans Home
VETERANS AFFAIRS	0134	DVA-SW La War Veterans Home
VETERANS AFFAIRS	0135	DVA-NW La War Veterans Home
VETERANS AFFAIRS	0136	DVA-SE La War Veterans Home

Non-Reporting Agencies for Fiscal Year 2017-2018

Major Department	Personnel Area	Personnel Area Code	Classified Employee Count
EDUCATION - OTHER	SSC-Thrive Academy	0658	2
HOUSING AUTHORITIES	Arcadia Housing Authority	0H77	2
HOUSING AUTHORITIES	Colfax Housing Authority	0H02	2
HOUSING AUTHORITIES	Donaldsonville Housing Authority	0H12	2
HOUSING AUTHORITIES	East Carroll Housing Authority	0H78	1
HOUSING AUTHORITIES	Elton Housing Authority	0H83	1
HOUSING AUTHORITIES	Erath Housing Authority	0H69	1
HOUSING AUTHORITIES	Grambling Housing Authority	0H80	1
HOUSING AUTHORITIES	Hammond Housing Authority	0H89	1
HOUSING AUTHORITIES	Haynesville Housing Authority	0H86	1
HOUSING AUTHORITIES	Homer Housing Authority	0H84	2
HOUSING AUTHORITIES	Jena Housing Authority	0H81	1
HOUSING AUTHORITIES	Kinder Housing Authority	0H74	1
HOUSING AUTHORITIES	Lake Arthur Housing Authority	0H66	1
HOUSING AUTHORITIES	Leesville Housing Authority	0H62	2
HOUSING AUTHORITIES	Mansfield Housing Authority	0H60	2
HOUSING AUTHORITIES	New Iberia Housing Authority	0H28	3
HOUSING AUTHORITIES	New Roads Housing Authority	0H90	1

CONTACT INFORMATION

BYRON P. DECOTEAU, JR.,
MSHLD
DIRECTOR

CHRIS DEER, CCP
DEPUTY DIRECTOR

TOBY COMEAUX, MPA
CHIEF ADMINISTRATIVE
OFFICER

225.342.8272
byron.decoteau@la.gov

225.219.9424
chris.deer@la.gov

225.342.8084
toby.comeaux@la.gov

State Civil Service

P.O. Box 94111
Baton Rouge, LA 70804-9111
225.342.8274
www.civilservice.la.gov



STATECIVILSERVICE